NAUCZ SWOJE DZIECKO CZYTAĆ PO ANGIELSKU!

MÓWIĘ I CZYTAM PO AŃGIELSKU (SAMOGŁOSKI KRÓTKIE)

PORADNIK DLA RODZIÓW POMOC DLA NAUCZYCIELI

PAULINA ŁOBODA

NAUKA CZYTANIA I WYMOWY DLA DZIECI I MŁODZIEŻY!

© Paulina Łoboda. All rights reserved.

Projekt okładki i ilustracje: Paulina Łoboda

Wszelkie prawa zastrzeżone. Rozpowszechnianie i kopiowanie całości lub części niniejszej publikacji jest zabronione bez pisemnej zgody autora i wydawcy. Zabrania się jej publicznego udostępniania w Internecie lub odsprzedaży. E-book jest przeznaczony do użytku domowego lub przez nauczycieli na zajęciach indywidualnych i grupowych.

Wydawca:

Centrum Nauki Angielskiego DICE
Paulina Łoboda
www.angielski-dice.pl
Kołobrzeg 2019

https://www.facebook.com/DiceCentrumNaukiAngielskiego/

Z czego składa się e-book?



Absurdalnych i śmiesznych **obrazków** z ręcznie naszkicowanymi potworkami.



Licznych zabawnych i niedorzecznych **zdań**, które ćwiczą daną **samogłoskę**!

Listy często używanych słówek, w których występuje dany dźwięk.

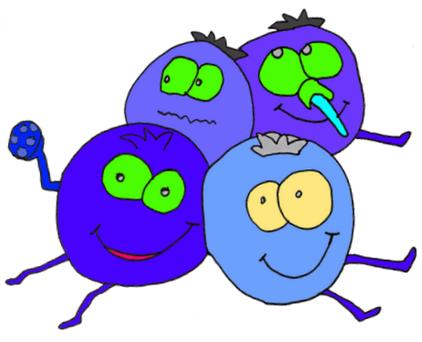

Linków do **filmów na youtube**, które w sposób jasny i czytelny prezentują, jak powinien dany dźwięk wyglądać.



Pokazania przykładowej **techniki**, jaką można użyć, aby z dziećmi ćwiczyć dany dźwięk.



Wskazania częstych **problemów**, jakie może dana samagłoska powodować.

Dlaczego to takie ważne?

Ponieważ nic nie jest ważniejsze niż w miarę **poprawna wymowa**! Tj. taka, która nie zaburzy komunikacji – bo wiadomo, akcentów jest wiele, a sami ludzie za granicą też często różnie mówią.

A dlaczego jeszcze?

Ponieważ często, jak wyjeżdżamy za granicę, boimy się odezwać – bo nie wiem, czy dobrze wymawiam, bo mój akcent będzie „dziwny" i niekoniecznie najlepszy. Dzięki temu poradnikowi chciałabym, aby Wasze dzieci (lub uczniowie) **nabyli tej pewności siebie,** że potrafią coś powiedzieć i się dogadać, chociaż na poziomie podstawowym (na początek!).

Ponieważ gdy Wasze dzieci (i uczniowie) wyjadą za granicę, to nie będą mieli czasu skorzystać ze słownika (nawet internetowego) i przeglądnąć książki do gramatyki. Będą musieli coś **powiedzieć – od razu.**

Ponieważ bardzo łatwo **pomylić słowa w języku angielskim – właśnie przez wymowę!** Jaka jest różnica pomiędzy „Polish" a „polish"? Trudne, prawda? Różnica leży w samogłosce (no i wielkiej literze, ale jej, jak mówimy, nie widać). Nie chemy raczej powiedzieć, że jesteśmy pastą do butów! A teraz proszę sprawdzić wymowę słów „Polish" i „polish" na internetowym słowniku i odsłuchać. Różnica jest, prawda? W „Polish" jest dyftong /əʊ /, a w słowie „polish"– krótkie /ɒ/.

Ważne!

Co to jest iloczas?

Iloczas dotyczy tego, że pewne sylaby lub głoski wymawiane są dłużej. Jako ciekawostkę powiem, że w języku polskim iloczas kiedyś był. Zanikł w XVI wieku. Obecnie go nie ma. Albo inaczej, jest, ale korzystamy z niego w wyjątkowych sytuacjach . Proszę spojrzeć:

To oczywiście wyolbrzymione, ale o to chodzi w iloczasie. I nie jest łatwo w angielskim, bo iloczas jest istotny w komunikacji!

h**ea**t h**i**t
b**ea**ch b**i**tch
l**ea**ve **li**ve

Zamiast samogłoski długiej, damy krótką – powstanie całkiem nowy wyraz! Niekoniecznie taki, jaki chcieliśmy.

Co to jest ubezdźwięcznienie?

I tutaj jest kolejna gigantyczna różnica, która sprawia problemy podczas uczenia się angielskiego.

Ubezdźwięcznienie, czyli ze spółgłoski dźwięcznej wymawiamy jej bezdźwięczny odpowiednik. Skomplikowe, prawda?

b-p (b dźwięczna, p bezdźwięczna)
d-t (d dźwięczna, t bezdźwięczna)
g-k (g dźwięczna, k bezdźwięczna)
v-f (v dźwięczna, f bezdźwięczna)
z-s (z dźwięczna, s bezdźwięczna)

UBEZDŹWIĘCZNIENIE NA KOŃCU WYRAZU WYSTĘPUJE W JĘZYKU **POLSKIM**, NIE ANGIELSKIM!

played	TAK! Tu wymawiamy d,g!	plate
lived		lift
dog	Jeżeli ubezdźwięcznimy, jak w języku polskim, to powstaną nam nowe wyrazy...	doc
sad		sat
pig		pick
bag		back

Daddy, I played (plej**t**) with my dog (do**k**) yesterday.

???
Plate? (= talerz, wymowa: plejt)
With your doc? (doctor? document?)



Ubezdźwięcznienie następuje zgodnie z zasadami **polskiej fonetyki**.

Jako Polacy, mamy naturalną tendencję do ubezdźwięczniana wyrazów, bo tak działa język polski. Jeżeli zastosujemy tę samą regułę w języku angielskim, może to być powodem **nieporozumień**.

Jak mogę bawić się z dziećmi?

W dowolny sposób! Ja drukuję na **papierze naklejkowym** i rozdaję. Dzieci ćwiczą czytanie na podstawie absurdalnych zdań, które wymawiają potworki. Równie dobrze można wydrukować na zwykłym papierze i poprosić dzieci o przyklejnie.

Dzieci generalnie lubią powtarzać śmieszne dźwięki, a wypowiedzi ułożone są w ten sposób, aby przećwiczyły buzie dzieci i zachęciły je do wypowiadania **naprawdę ciężkich zdań!**

W razie wątpliwości można wyrazy sprawdzić w **słowniku**, który podaje **wymowę** (z możliwością odsłuchania w głośnikach), np. ten:
https://dictionary.cambridge.org/pl/dictionary/english/

Rodzice, którzy znają angielski chociaż trochę, mogą zakupić dzieciom **książeczki z serii Usborne Phonics Readers**, które są dostępne na allegro bez problemu. Seria w rewelacyjny sposób zachęca dzieci do utrwalania konkretnych dźwięków, a historie bywają zabawne, zaskakujące i niedorzeczne, czyli takie, jakie dzieci lubią najbardziej!

Życzę miłej zabawy!

Paulina Łoboda

Jeżeli chodzi o pisownię, e-book nie zawiera wszystkich możliwych kombinacji liter, tylko te najczęściej występujące.

SAMOGŁOSKI KRÓTKIE

DICE
Centrum Nauki Angielskiego

ɒ

Przykłady :

stop, sorry, forest, long, body, possible, follow, contact, want, cost, doll, got, lock, dog, wash, salt, what, hot, boss, lost, clock, wrong, box, fox, lot, frog, wash, not, orange, horror, often, strong, hospital, on, socks, doctor, coffee, shock, pocket, rocket, drop, tropical, pond

Look!

Wyrazy, które łatwo pomylić!

won't, want → W słowie „won't", występuje dyftong (/wəʊnt/). Jako krótkie „o" wymawiamy dopiero w wyrazie "want" (/wɒnt/).

coast, cost → W słowie „coast", występuje dyftong (/kəʊst/). Jako krótkie „o" wymawiamy dopiero w wyrazie „cost" (/kɒst/).

hop, hope → W słowie „hope", występuje dyftong (/həʊp/). Jako krótkie „o" wymawiamy dopiero w wyrazie "hop" (/hɒp/).

cloth, clothes → W słowie „clothes", występuje dyftong (/kləʊðz/). Jako krótkie „o" wymawiamy dopiero w wyrazie "cloth" (/klɒθ/).

Pisownia:

O(sorry), A (wash)

Napisy z kart, które ćwiczą ten dźwięk:

Stop dropping orange salt on my tropical dog!

Do not wash my fox on this orange box!

What a shock, long socks with rockets in my pockets!

I want a lot of salt and coffee to wash my doll in a hot pond!

Follow my strong dog and wash his orange frog!

Do not be sorry, the lost frog has got a long lorry!

I want a long dog, not a fox on a box!

Jak wywołać głoskę?

Zdobywcy skarbów!

Dzieci wyobrażają sobie, że właśnie odkryły skarb, w środku – ich wymarzone prezenty. Zadowolone i zdziwione, krzyczą: „**O** rety! **O** rany!" Chodzi właśnie o takie „o". Usta lekko zaokrąglone, a tył języka lekko cofnięty.

Filmy na youtube do oglądnięcia:

Proszę oglądnąć, w celu upewnienia się, że dźwięki są poprawnie wymawiane przez dzieci!

Shaw English Online:
https://www.youtube.com/watch?v=NkkK6KpJCDs

English Language Club:
https://www.youtube.com/watch?v=A3l-yWQfIW4

Simple English Videos:
https://www.youtube.com/watch?v=XfJXUdMvX8o

I want a lot of salt and coffee to wash my doll in a hot pond!

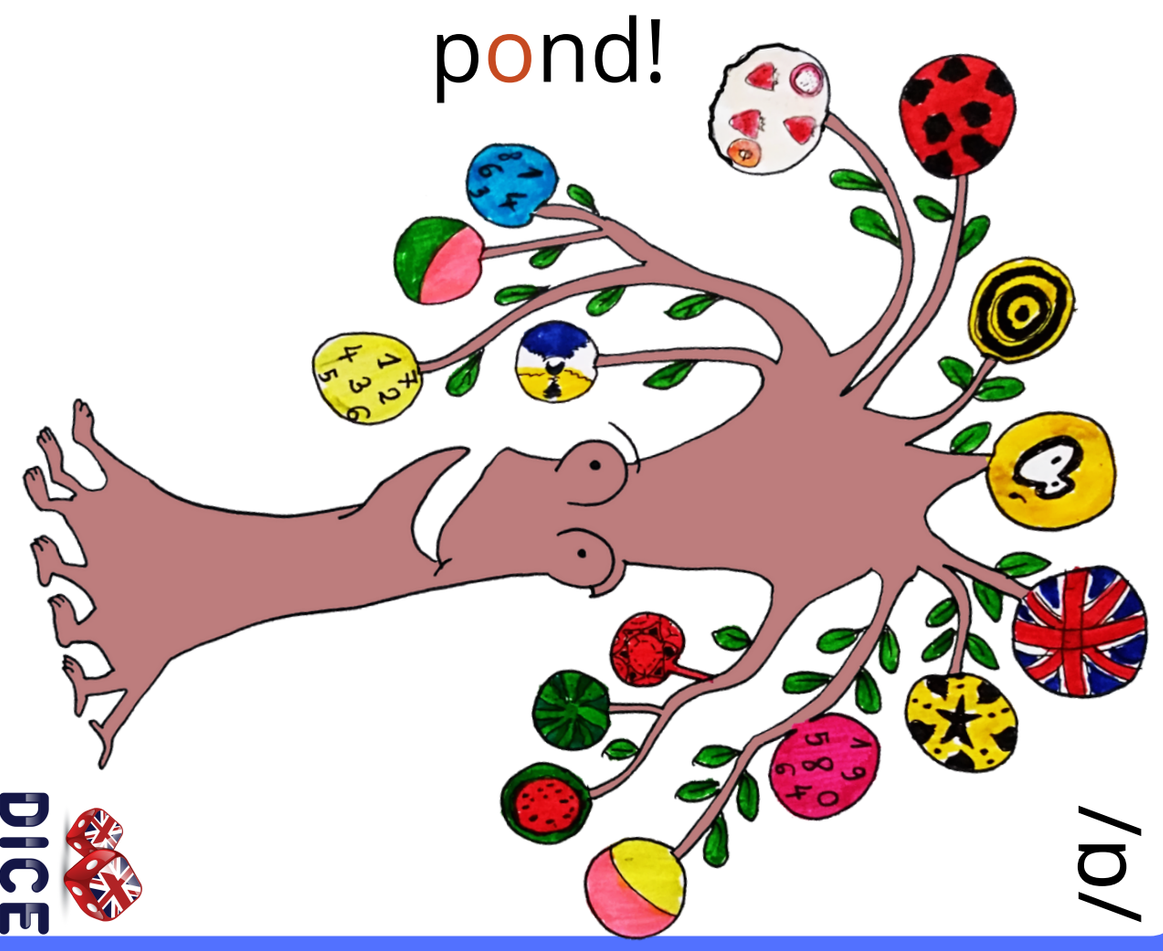

/a/

DICE

Centrum Nauki Angielskiego

Stop dropping orange salt on my tropical dog!



/a/

DICE

Centrum Nauki Angielskiego

Stop dropping orange salt on my tropical dog!



/a/

DICE

Centrum Nauki Angielskiego

I want a lot of salt and coffee to wash my doll in a hot pond!

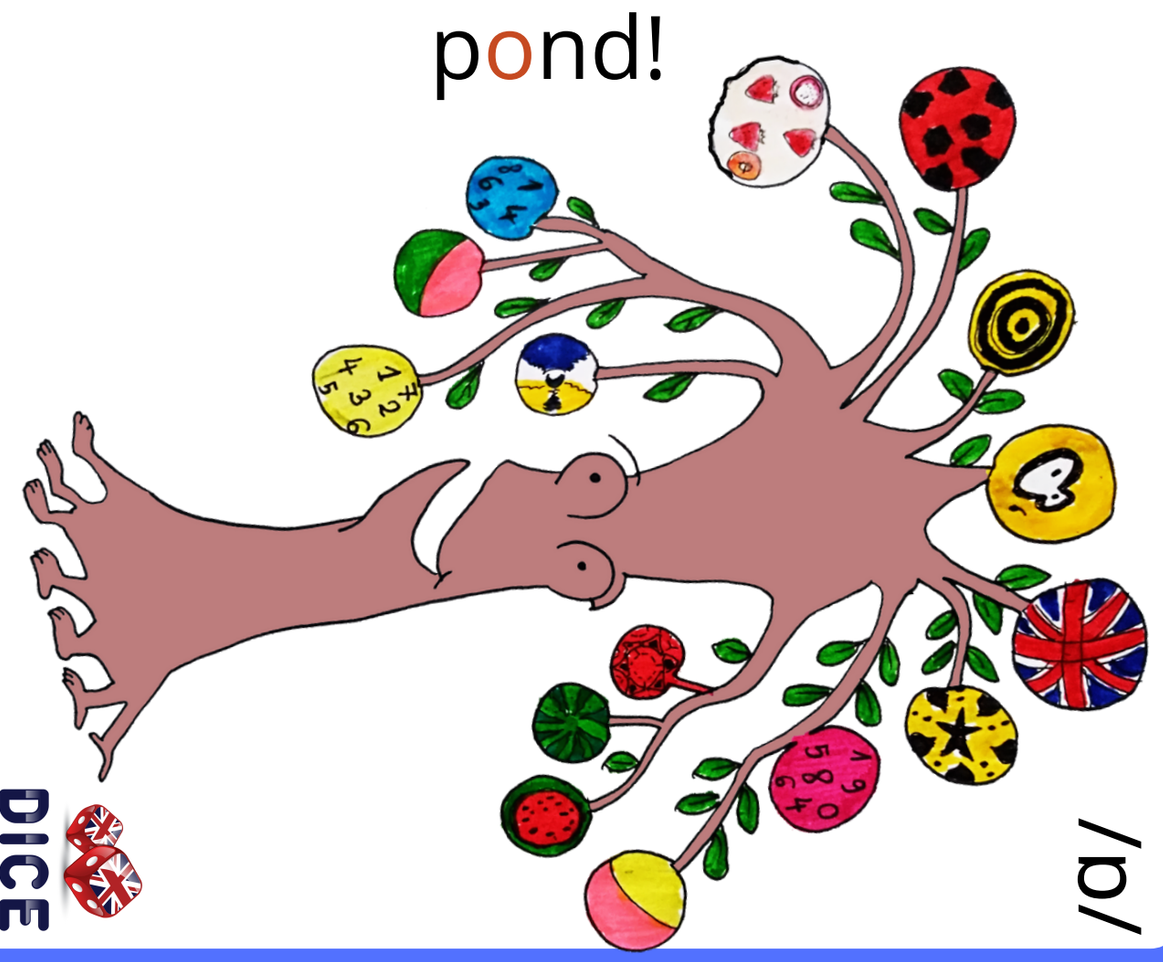

/a/

DICE

Centrum Nauki Angielskiego

Stop dropping orange salt on my tropical dog!

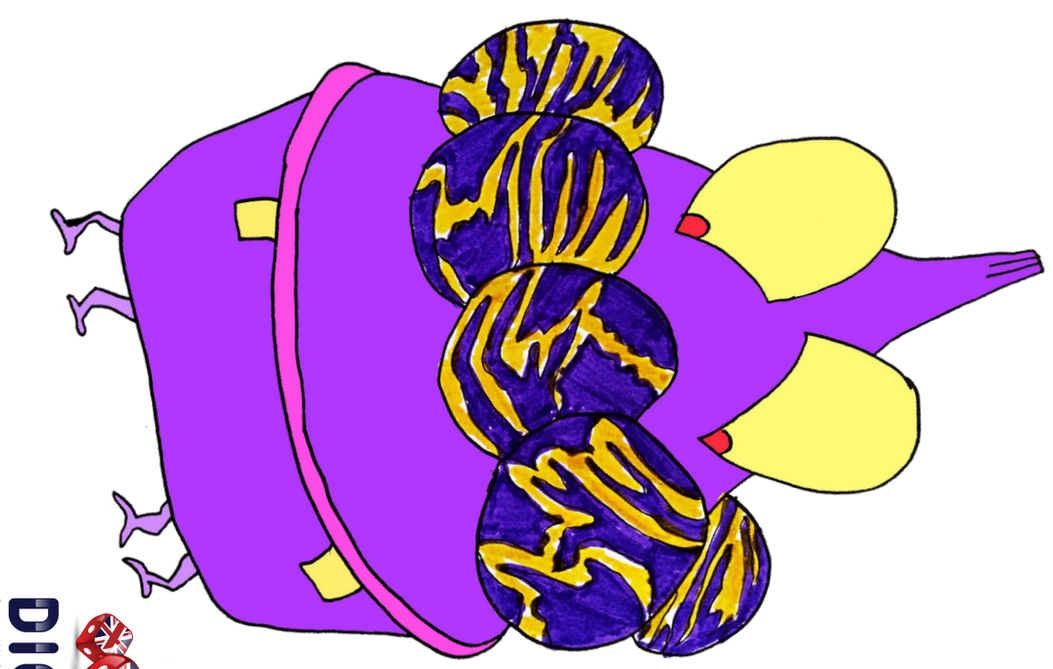

/a/

DICE

Centrum Nauki Angielskiego

Stop dropping orange salt on my tropical dog!



/a/

DICE

Centrum Nauki Angielskiego

I want a lot of salt and coffee to wash my doll in a hot pond!

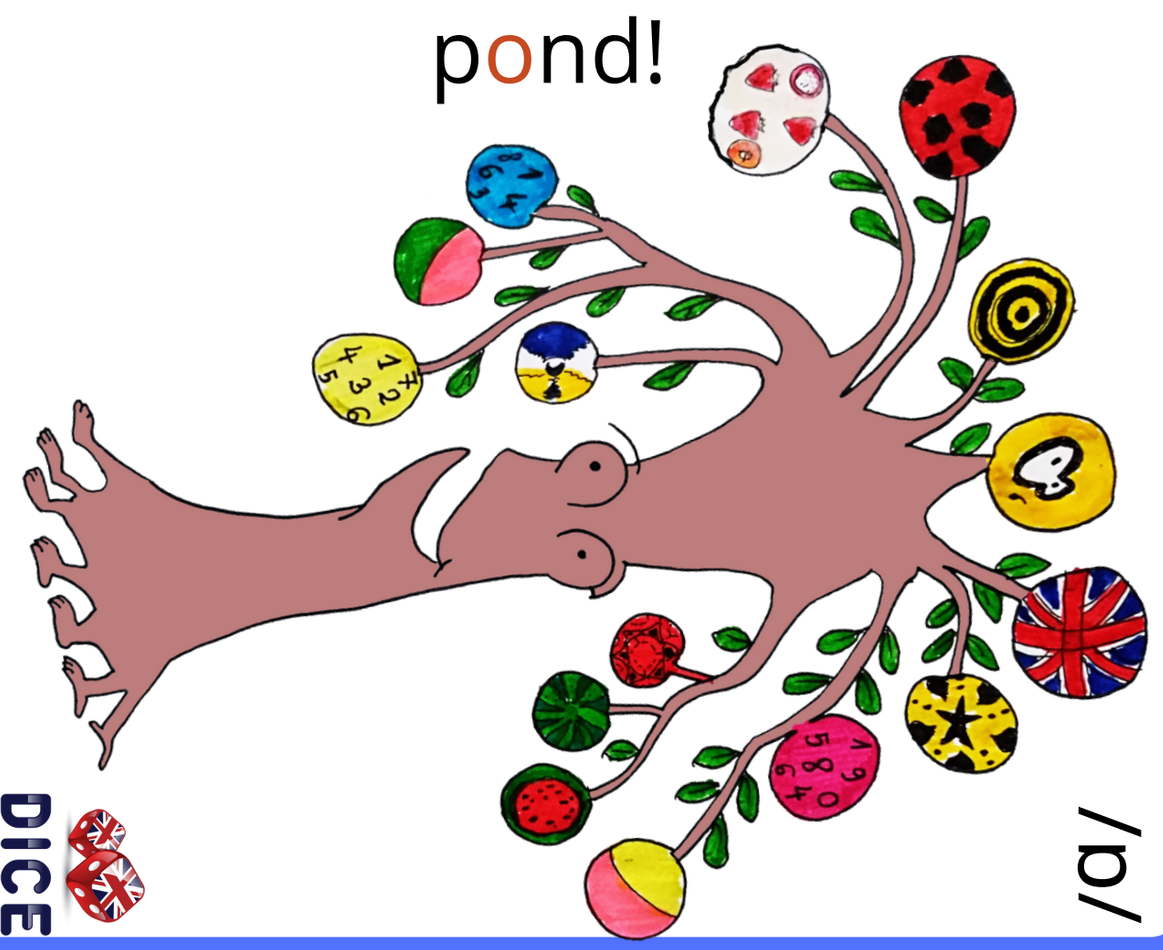

/ɑ/

DICE

Do not wash my fox on this orange box!



/ɑ/

DICE

Do not wash my fox on this orange box!

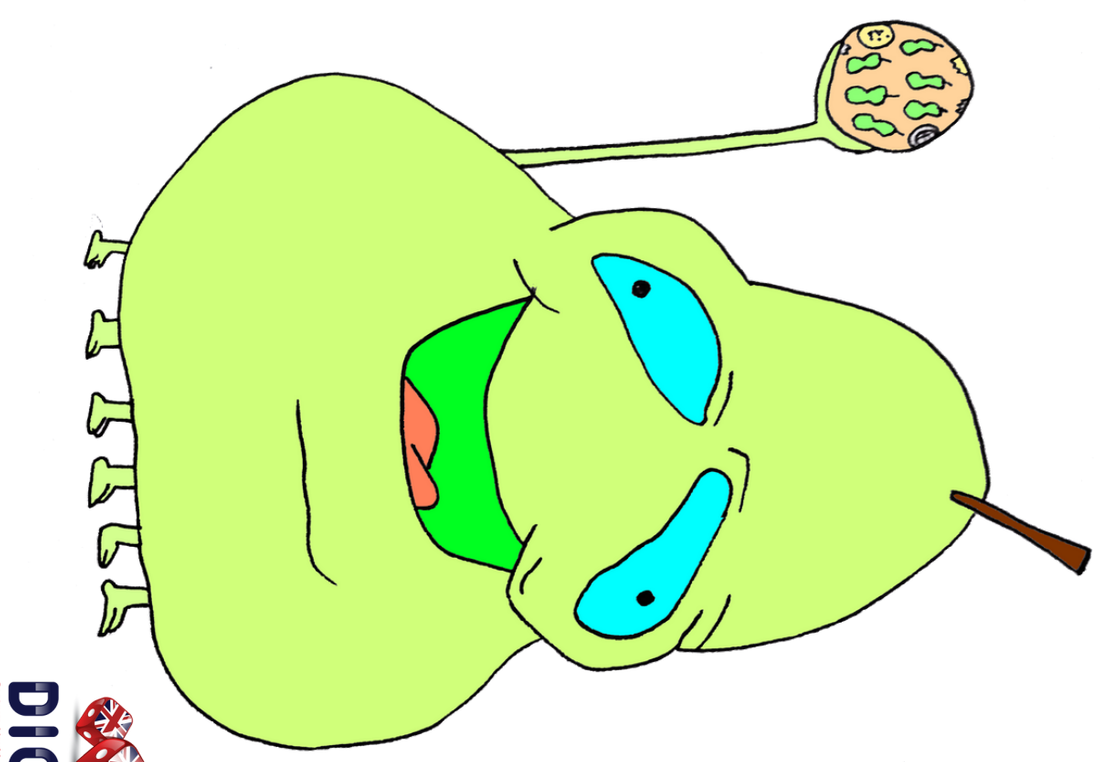

/ɑ/

DICE

I want a lot of salt and coffee to wash my doll in a hot pond!

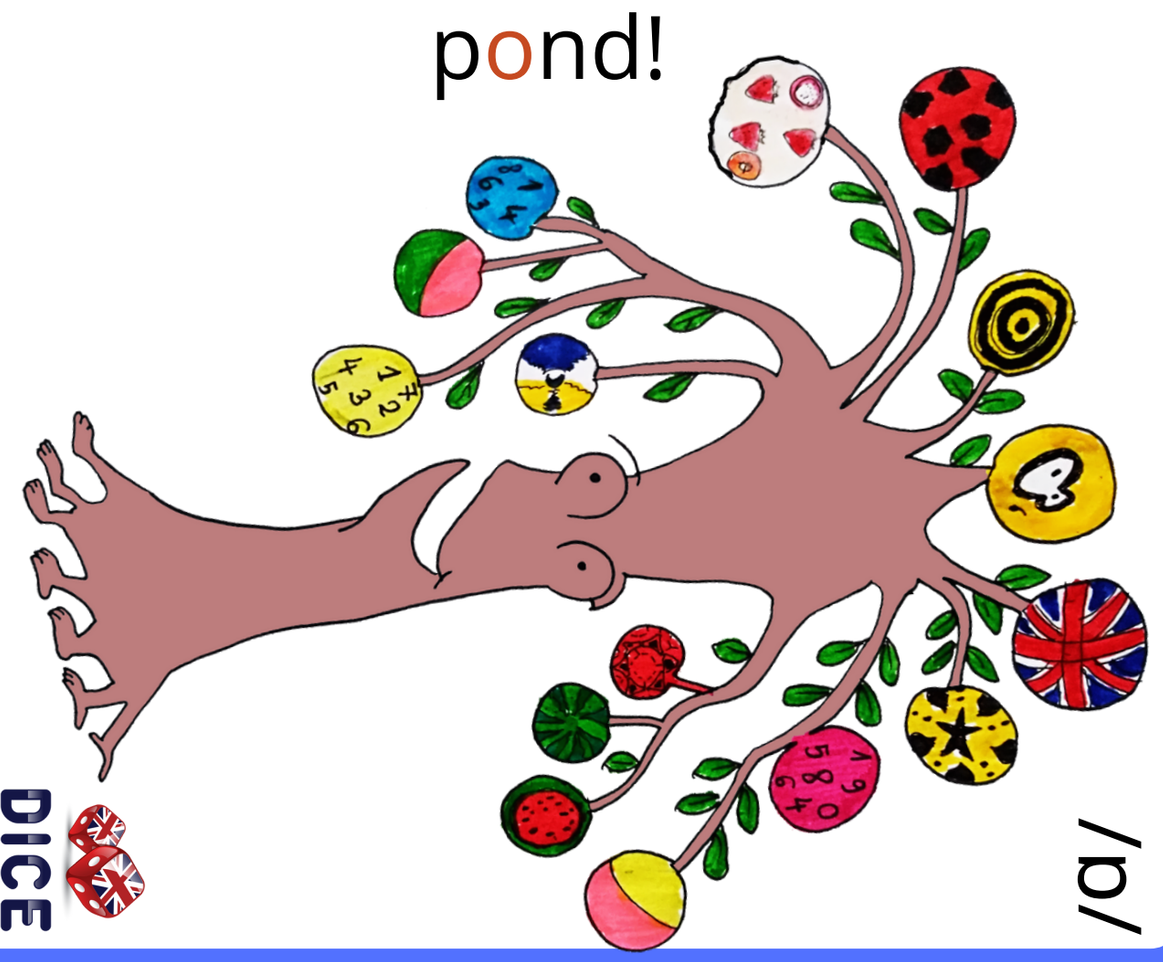

/ɑ/

DICE

Do not wash my fox on this orange box!

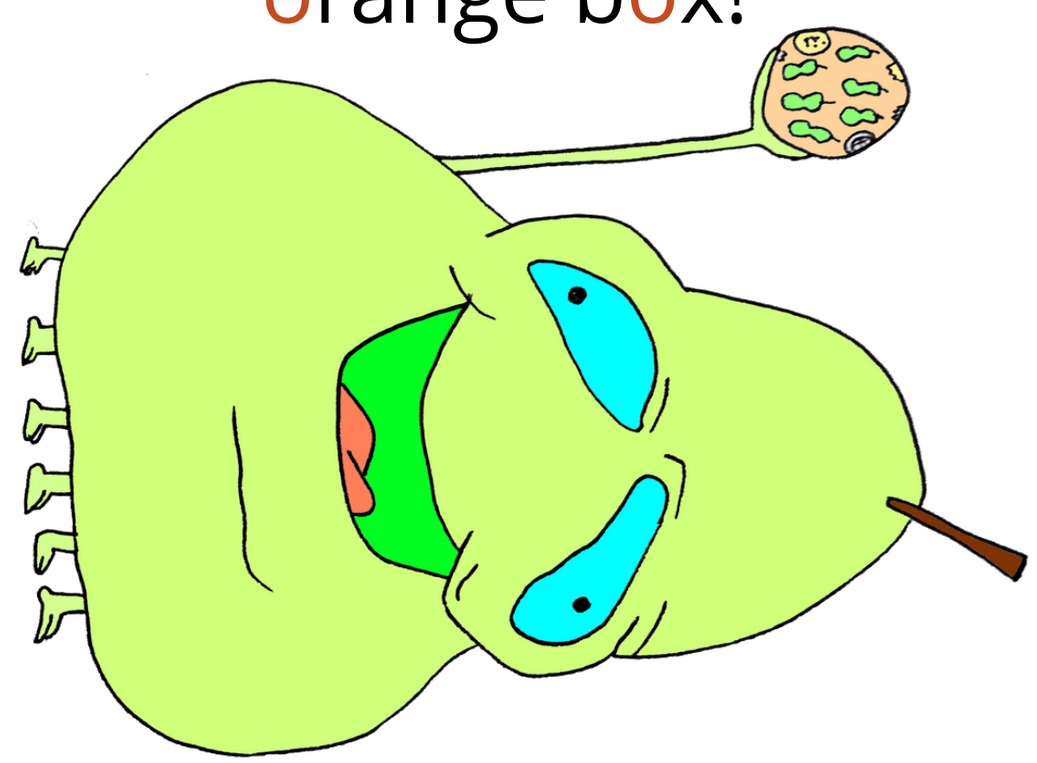

/ɑ/

DICE

Do not wash my fox on this orange box!

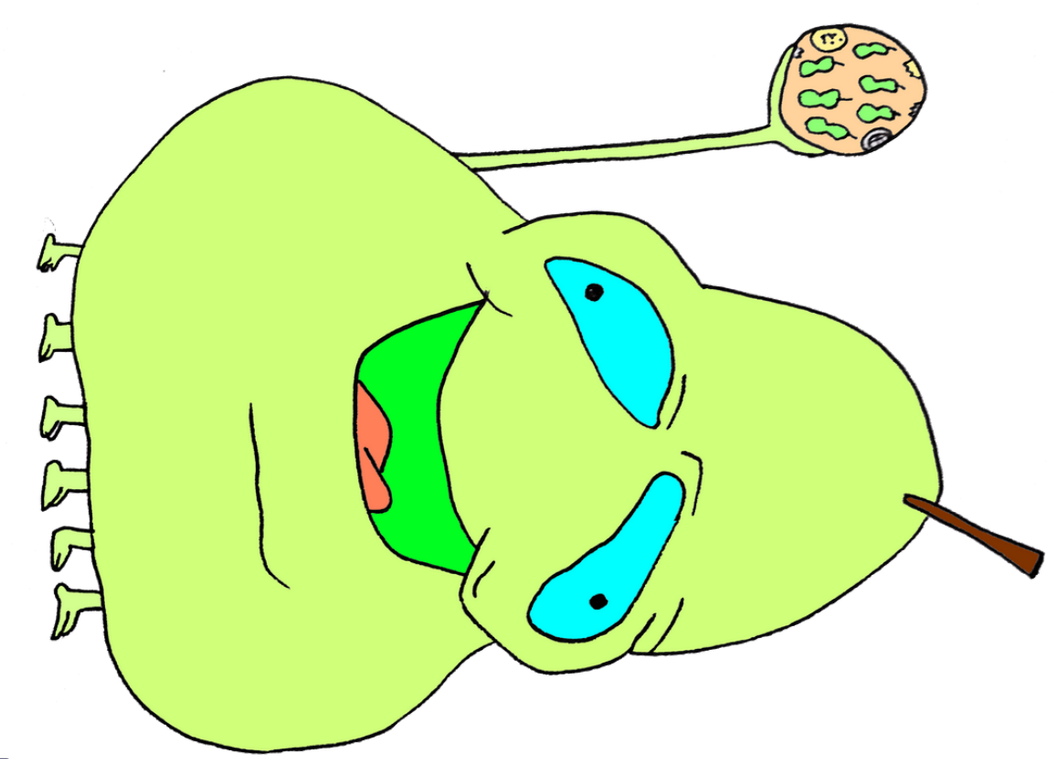

/ɑ/

DICE

Follow my strong dog and wash his orange frog!

/a/

DICE

What a shock, long socks with rockets in my pockets!



/a/

DICE

What a shock, long socks with rockets in my pockets!



/a/

DICE

Follow my strong dog and wash his orange frog!

/a/

DICE

What a shock, long socks with rockets in my pockets!



/a/

DICE

What a shock, long socks with rockets in my pockets!



/a/

DICE

Follow my strong dog and wash his orange frog!



/a/

DICE

Do not be sorry, the lost frog has got a long lorry!

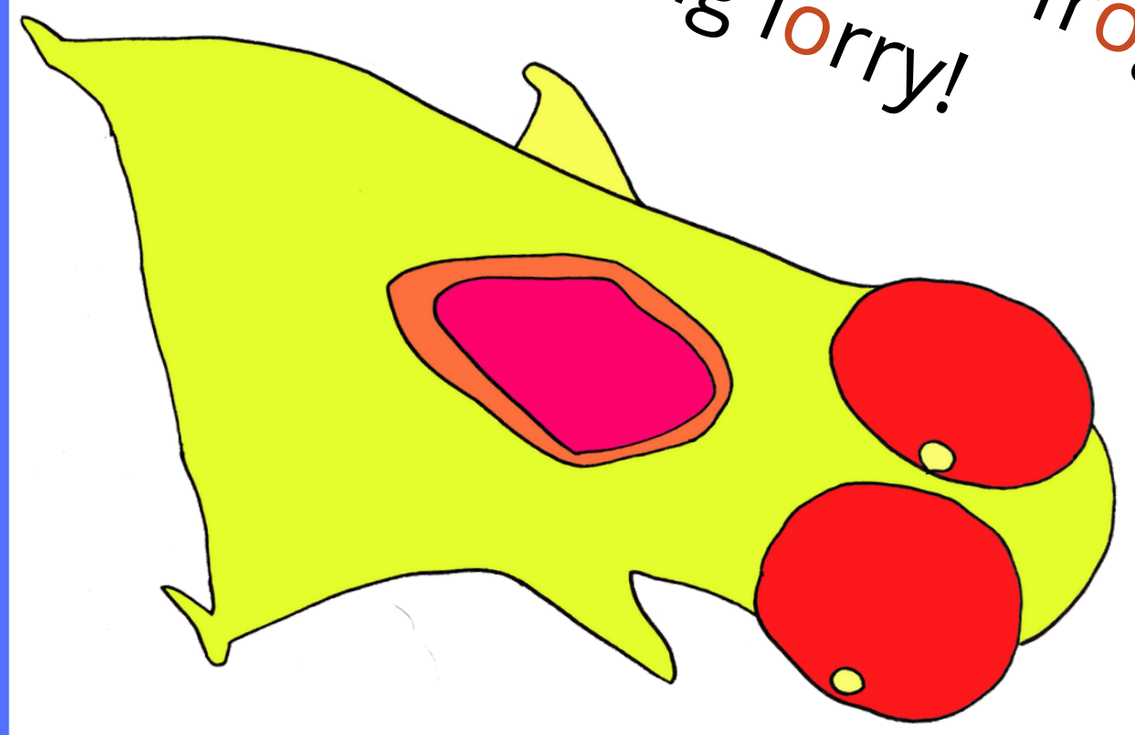

/a/

DICE

Do not be sorry, the lost frog has got a long lorry!

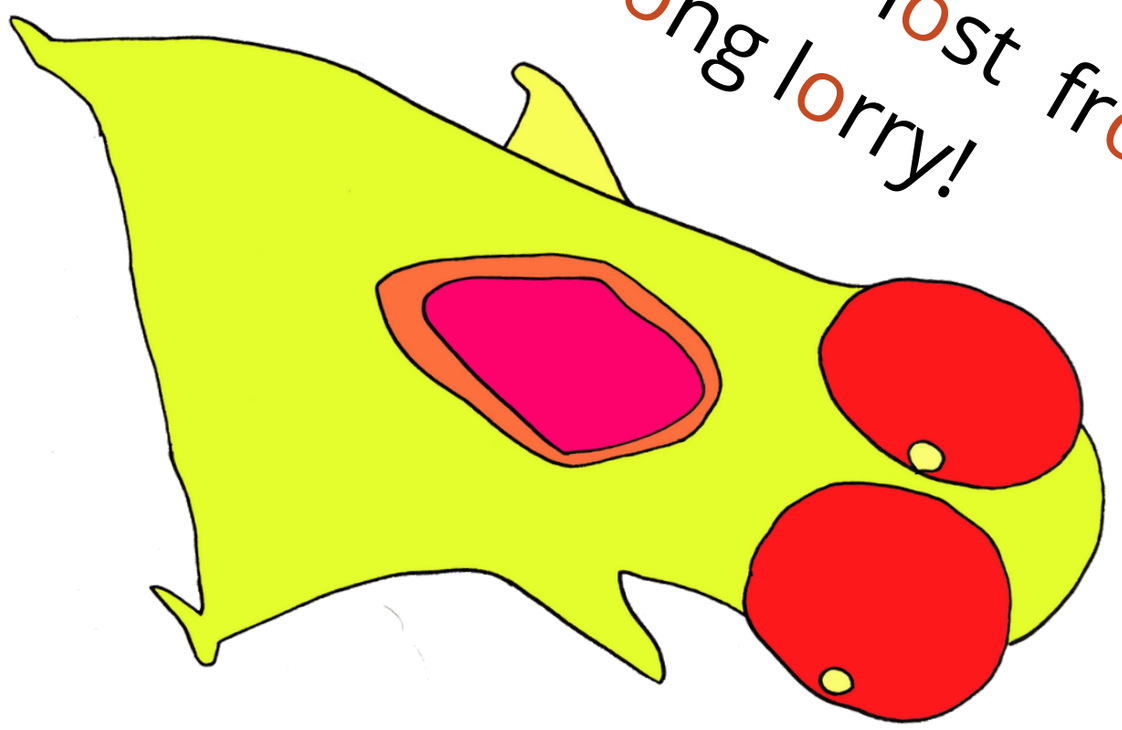

/a/

DICE

Follow my strong dog and wash his orange frog!

/a/

DICE

Do not be sorry, the lost frog has got a long lorry!

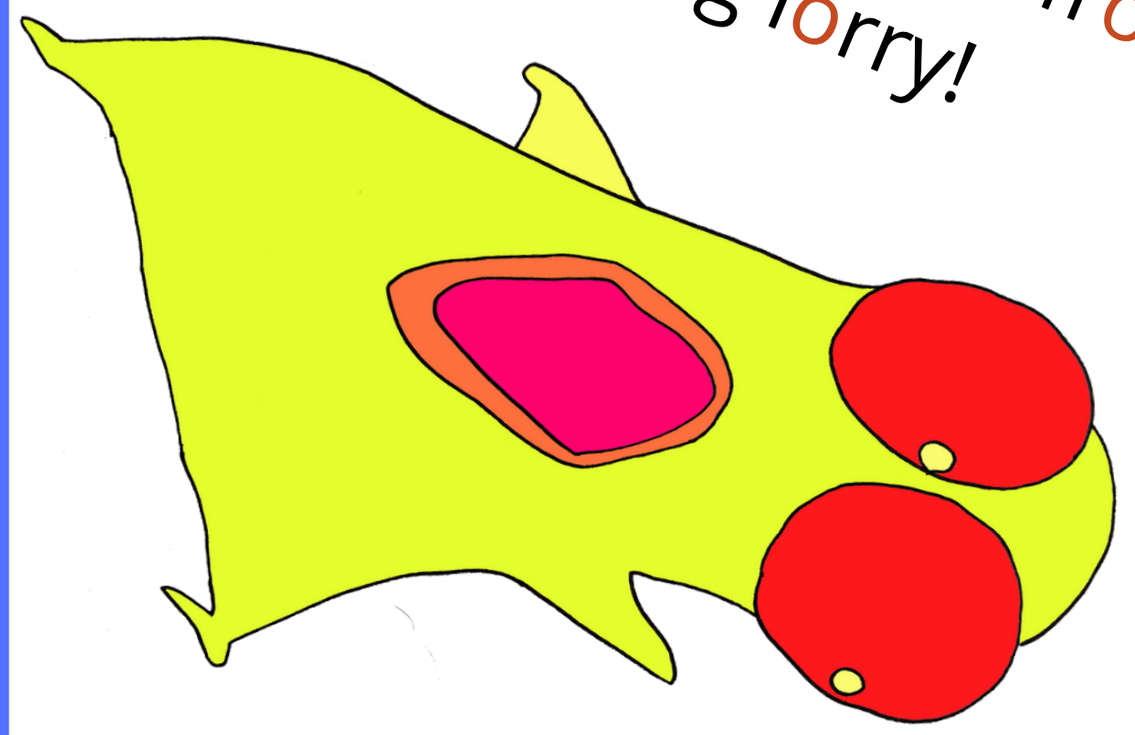

/a/

DICE

Do not be sorry, the lost frog has got a long lorry!

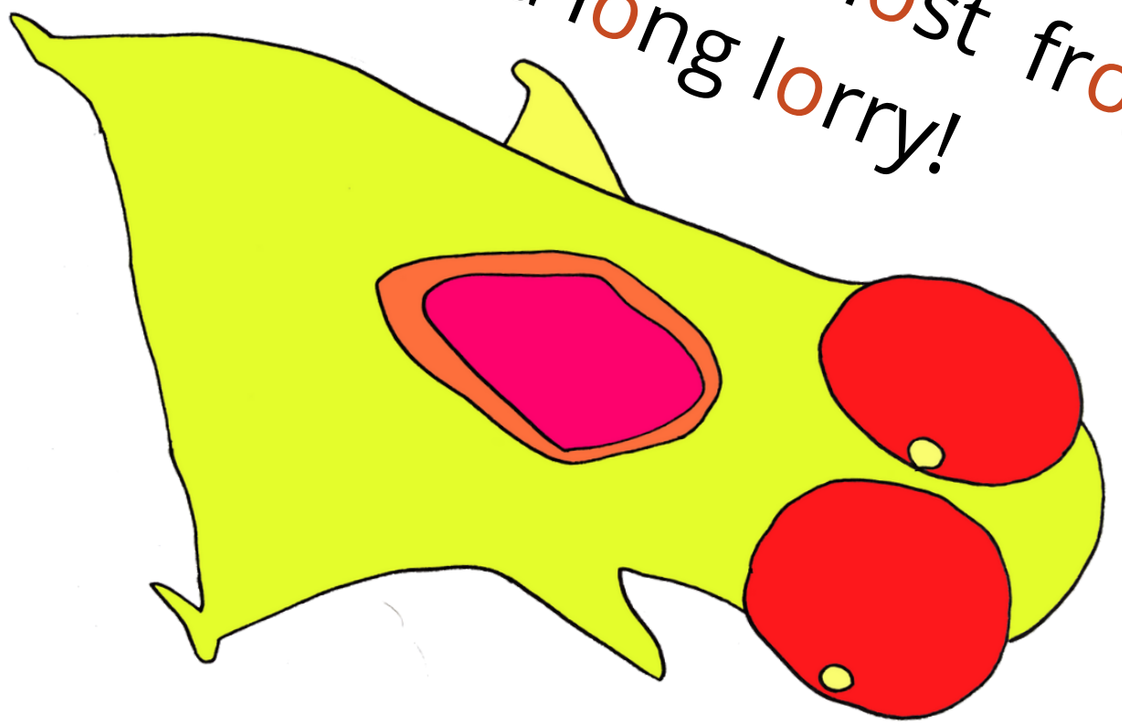

/a/

DICE

I want a lot of salt and coffee to wash my doll in a hot pond!

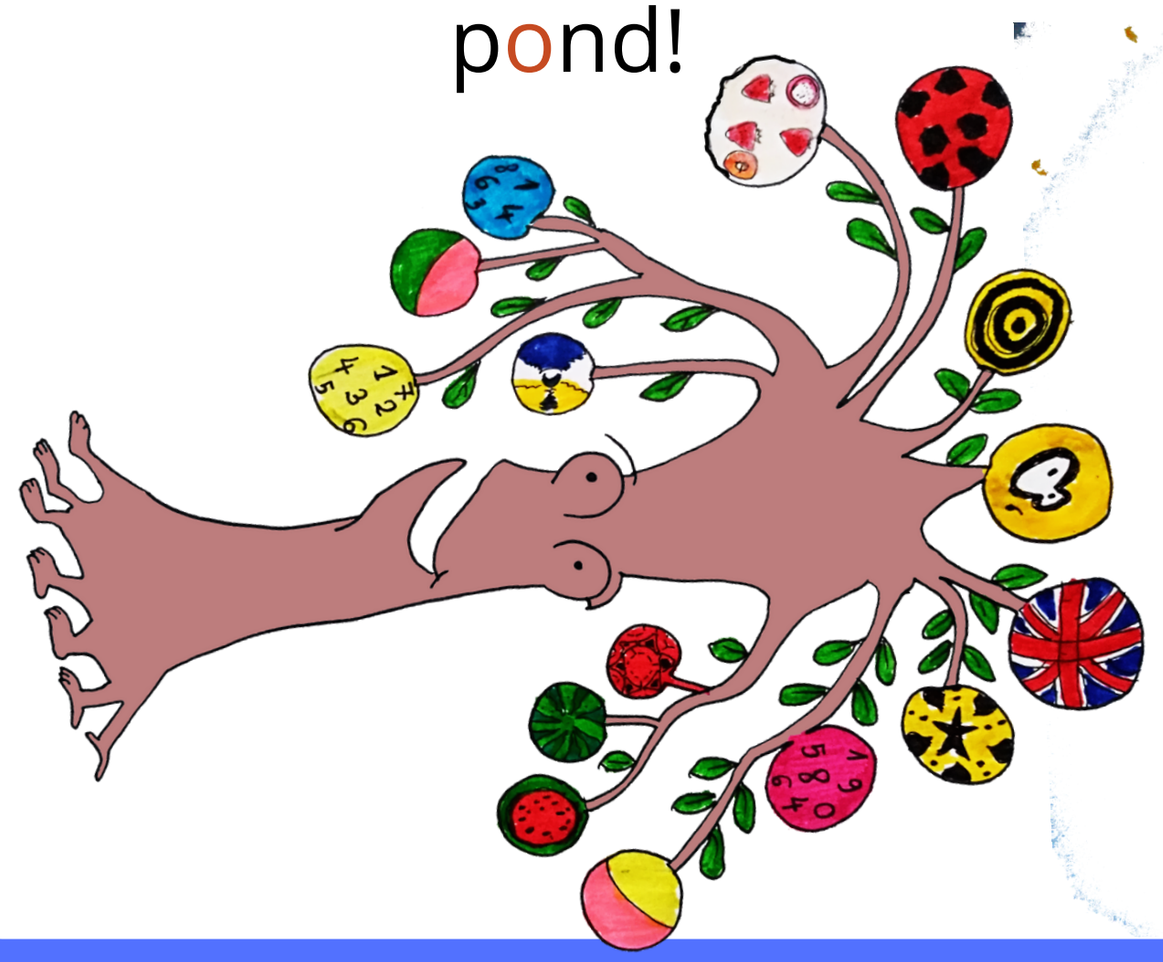

I want a long dog, not a fox on a box!

I want a long dog, not a fox on a box!

What a shock, long socks with rockets in my pockets!



I want a long dog, not a fox on a box!

I want a long dog, not a fox on a box!

SAMOGŁOSKI KRÓTKIE

I

Przykłady :

pig, pink, ring, sing, kill, begin, city, little, did, is, in, think, swim, six, sixteen, will, sit, with, his, it, drink, sink, stink, fit, hit, live, pill, ship, grin, sister, fish, thin, stick, thick, sick, ill, big, bring, chips, give, finish, kiss, lips, with, children, pretty, crystal, busy, build, England

Look!

Wyrazy, które łatwo pomylić!

seat → W słowie „seat" (siedzenie), występuje długa samogłoska (/siːt/). Jako krótka wymawiana jest dopiero w wyrazie „sit" (siadać) (/sɪt/).

sit

leave → W słowie „leave" (wychodzić), występuje długa samogłoska (/liːv/). Jako krótka wymawiana jest dopiero w wyrazie „live" (mieszkać) (/lɪv/).

live

heat → W słowie „heat" (gorąć), występuje długa samogłoska (/hiːt/). Jako krótka wymawiana jest dopiero w wyrazie „hit" (uderzać) (/hɪt/).

hit

Pisownia:

I (pig)

rzadko: E (England), U (busy), UI (build)

Napisy z kart, które ćwiczą ten dźwięk:

My pink pig can't sing!

Six silver rings don't stink!

England isn't a city in Finland!

A sheep or a ship, which one is bigger?

I will drink six sticks with pigs!

Let's hit his pink ring with six thick sticks!

Fish and chips will make you sick!

Sing about six pink kittens!

Różowa świnka

Jak wywołać głoskę?

Usta nie są napięte, jak w przypadku /iː/, a obrzeża języka mogą lekko dotykać górnych zębów trzonowych. Samogłoska /ɪ/ jest bliżej polskiego **„y"** niż „i". Niech dzieci powiedzą po polsku "pyłek". Następnie narysować dzieciom obrazek, na którym różowa świnka je pyłek. Dzieci nazywają obrazek, mówiąc "p**i**nk p**i**g" i "p**y**łek". To bardzo podobne dźwięki! W słowniku online proszę puścić dzieciom do odsłuchania wyrazy „pink" i „pig".

Filmy na youtube do oglądnięcia:

Proszę oglądnąć, w celu upewnienia się, że dźwięki są poprawnie wymawiane przez dzieci!

Shaw English Online

https://www.youtube.com/watch?v=gme2kr9hhXg

English Language Club:

https://www.youtube.com/watch?v=7PpuPMrISVc

Pronunciation with Emma

https://www.youtube.com/watch?v=5hBDAUCDXN8

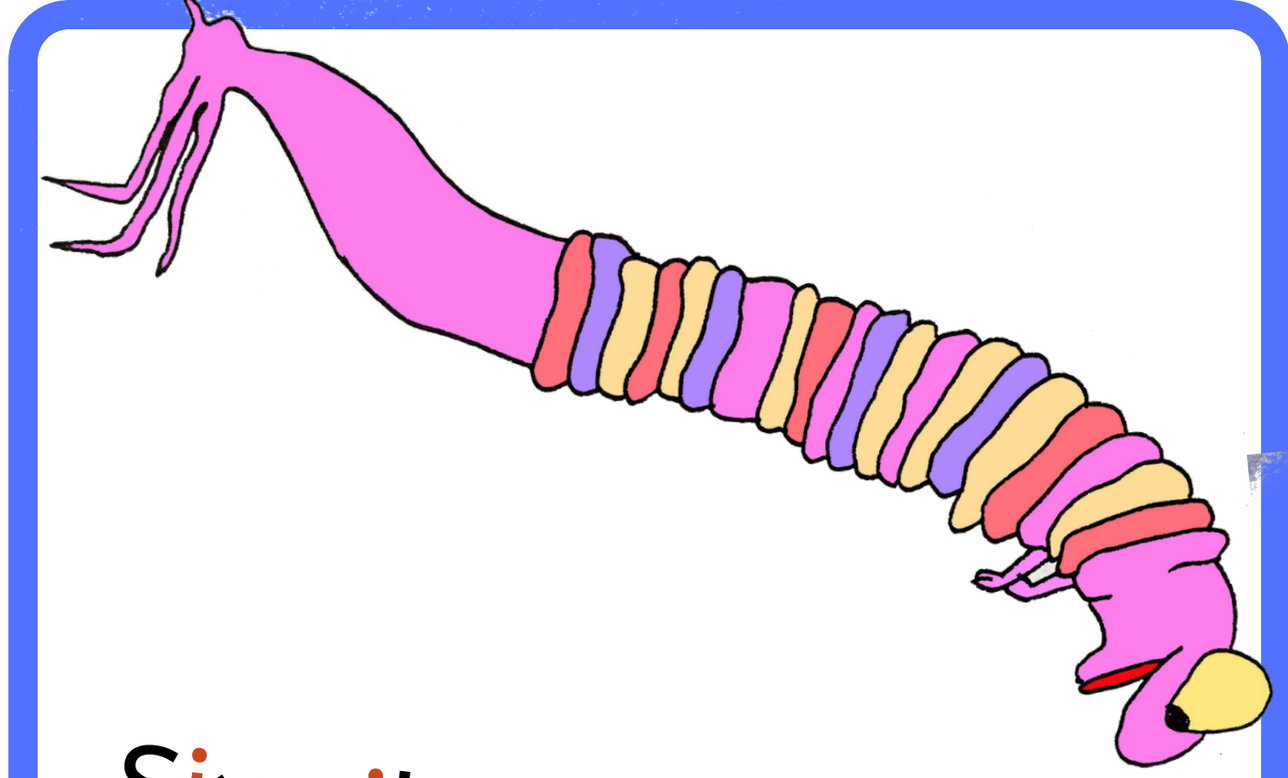

Six silver rings don't stink!

My pink pig can't sing!



My pink pig can't sing!

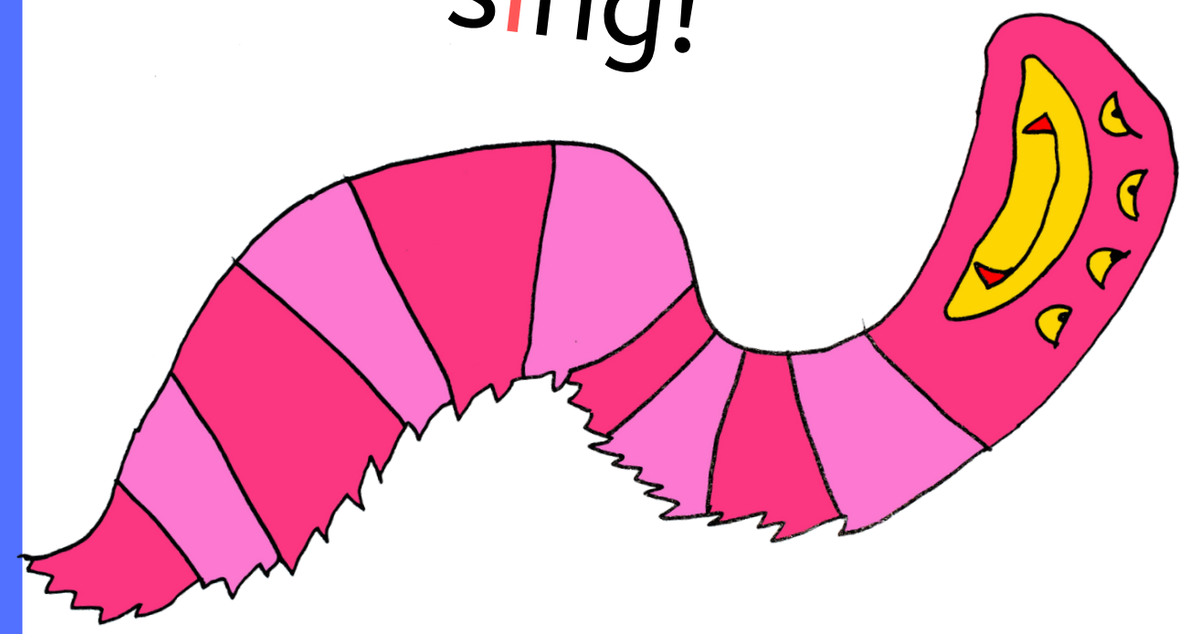

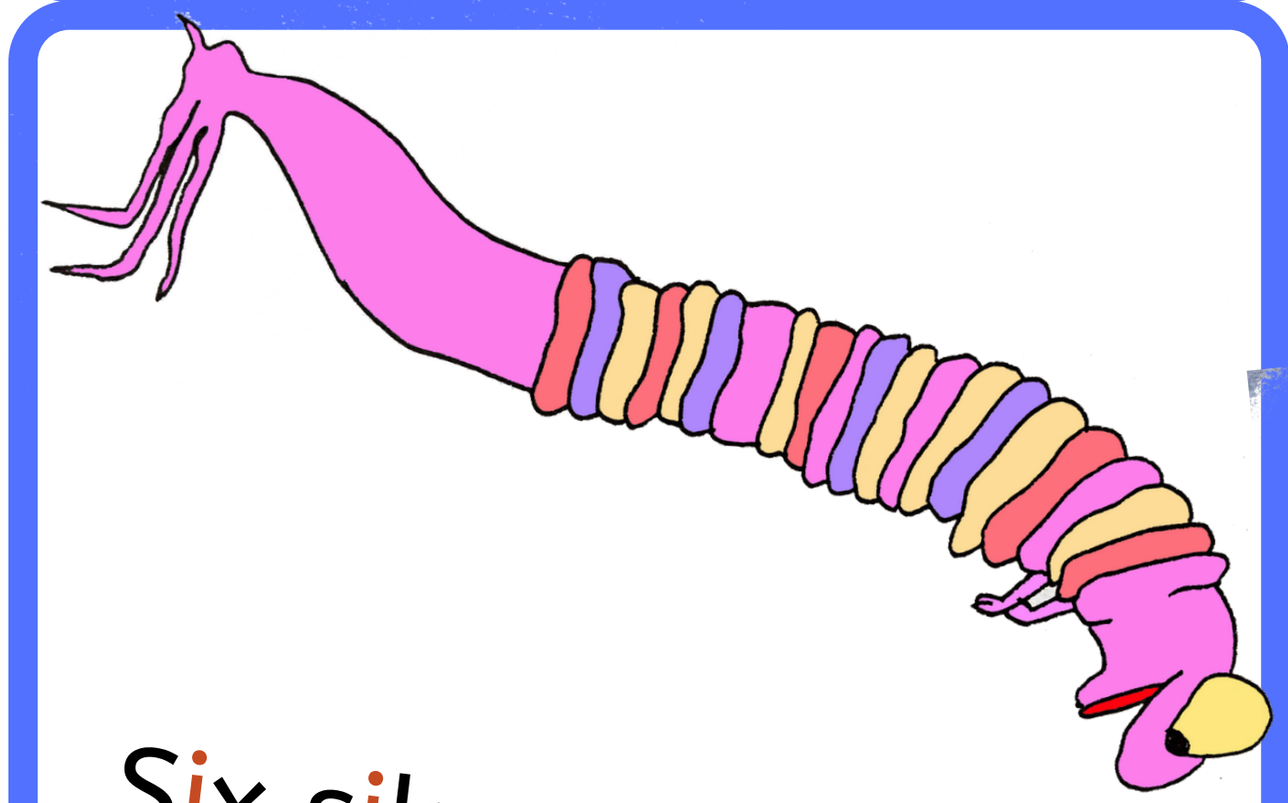

Six silver rings don't stink!

My pink pig can't sing!

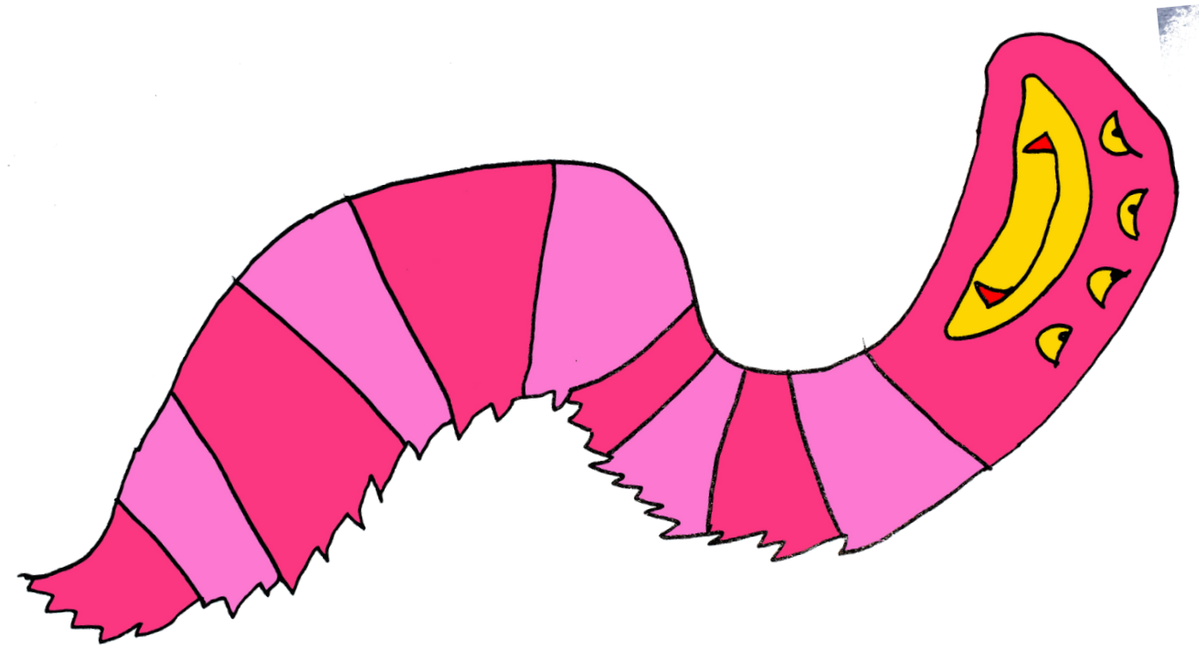

My pink pig can't sing!

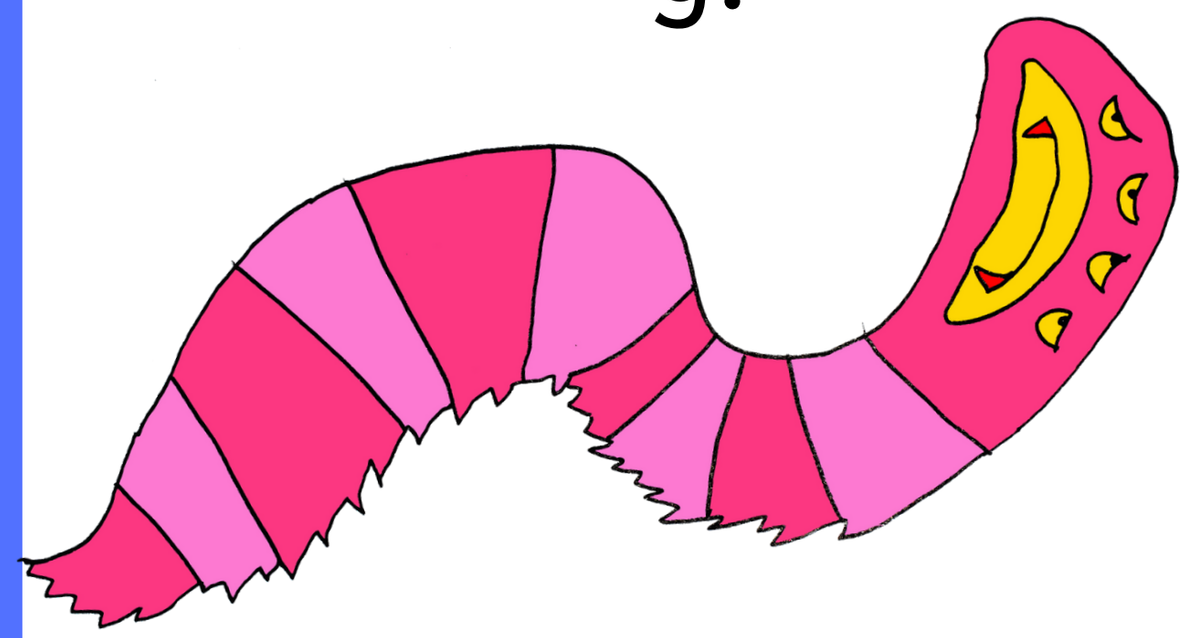

Six silver rings don't stink!



Six silver rings don't stink!



England isn't a city in Finland!

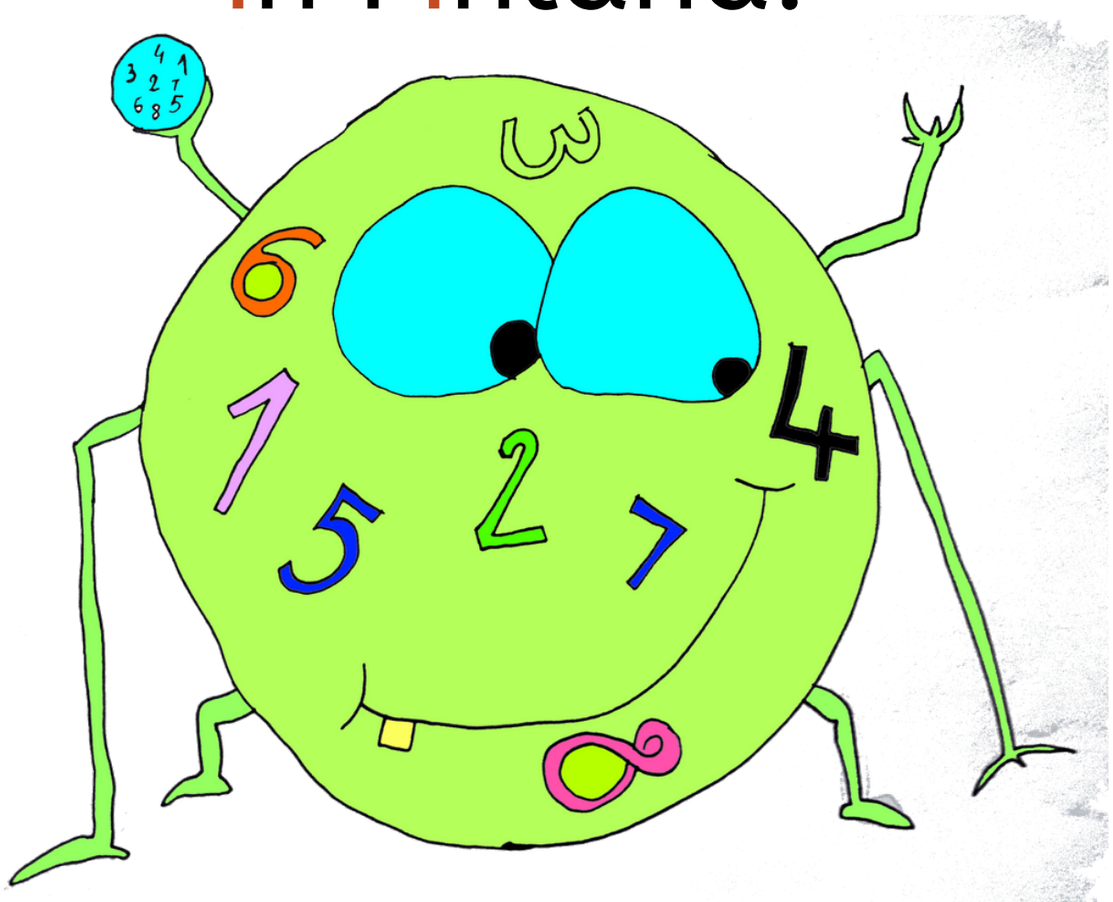

England isn't a city in Finland!

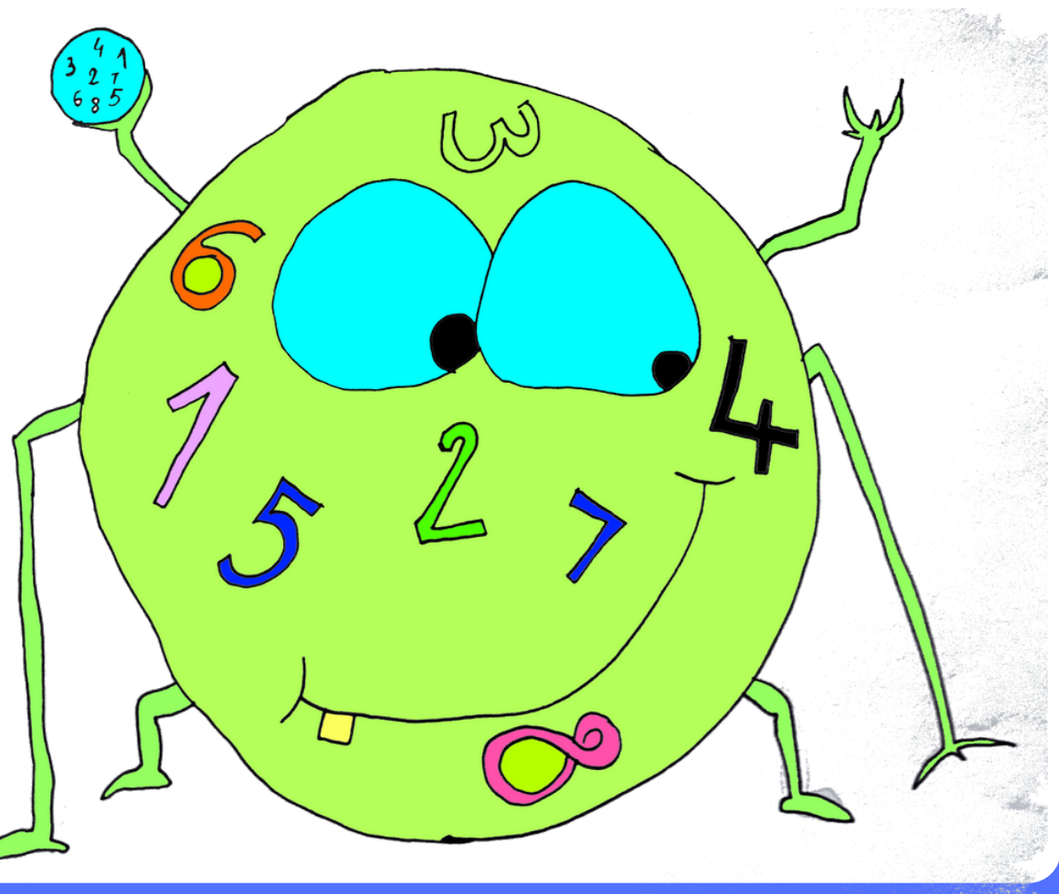

England isn't a city in Finland!

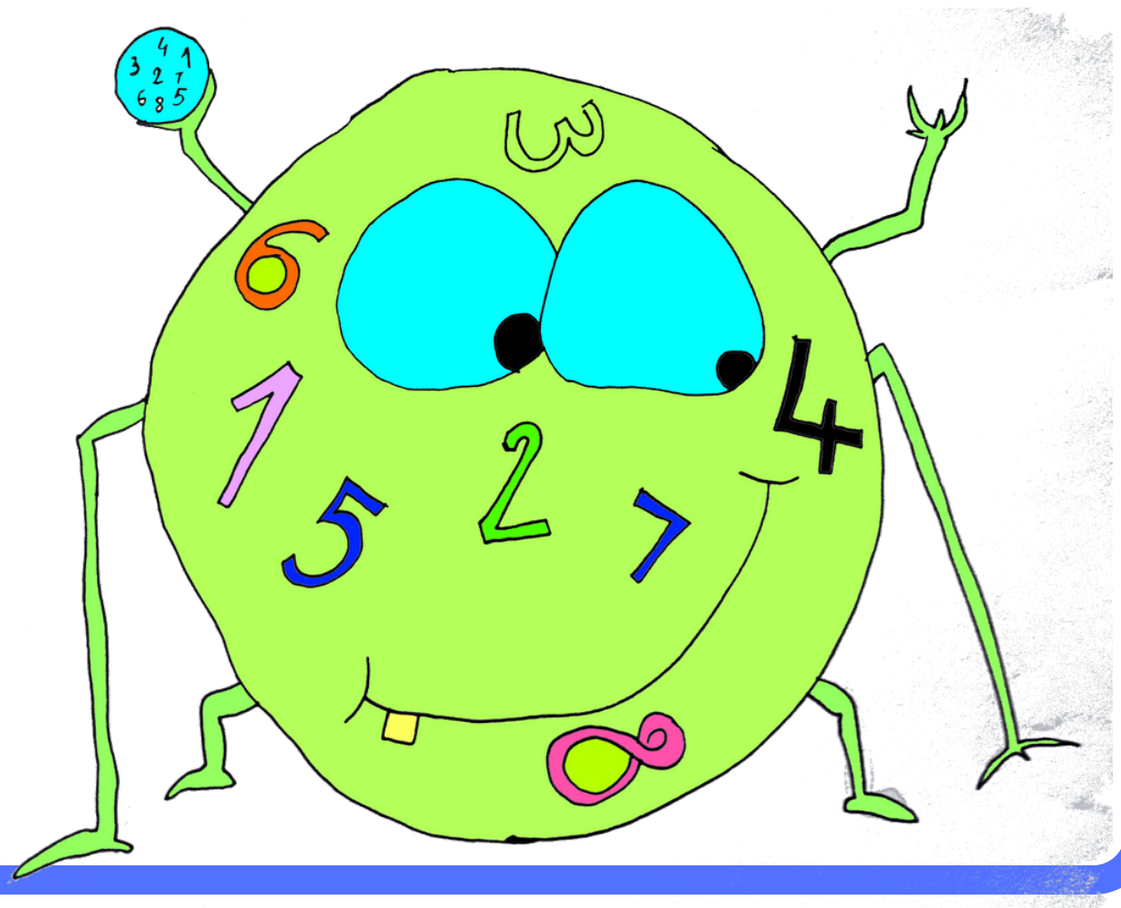

England isn't a city in Finland!

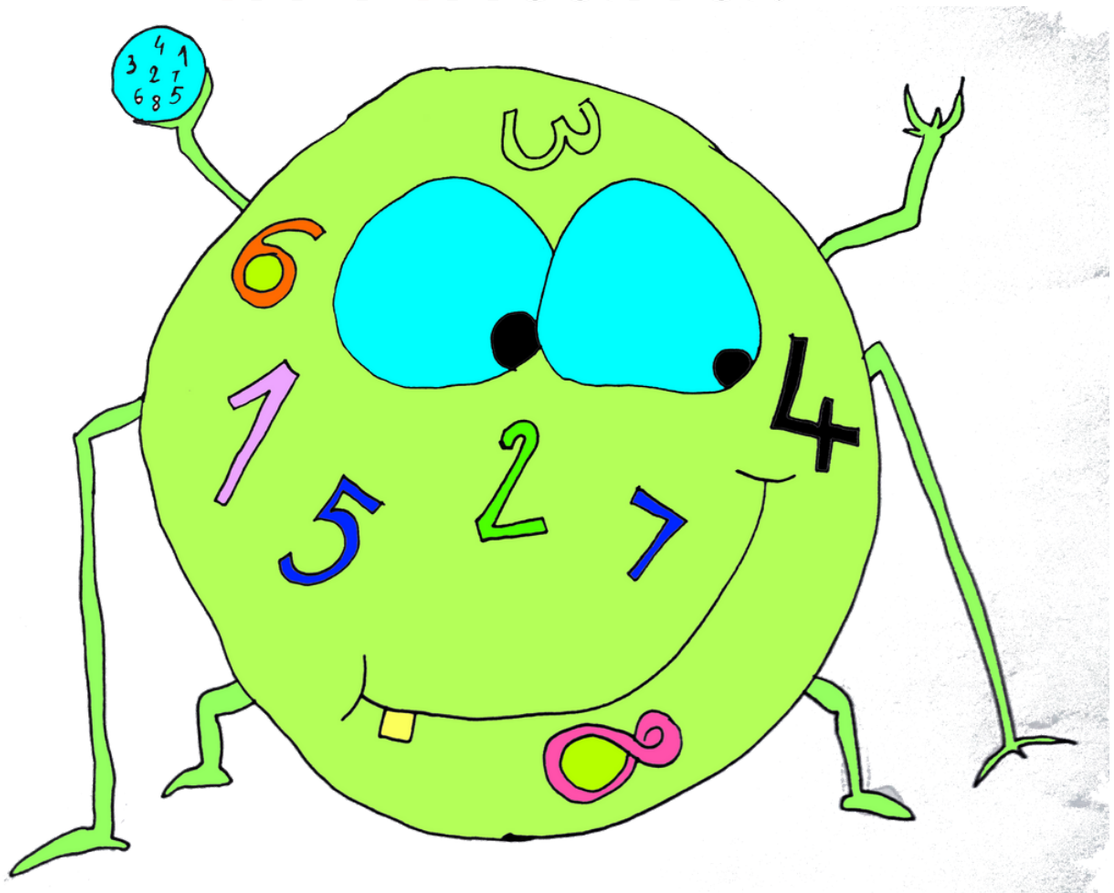

A sheep or a ship, which one is bigger?

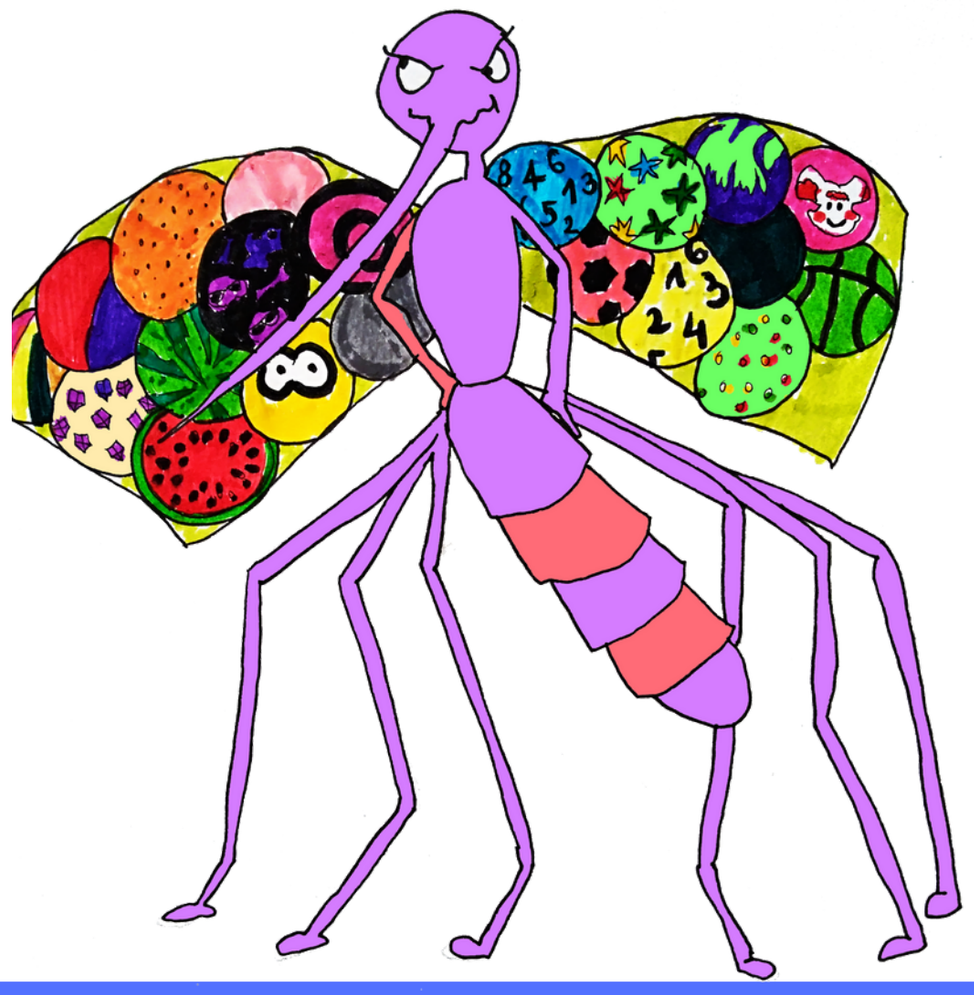

A sheep or a ship, which one is bigger?



A sheep or a ship, which one is bigger?

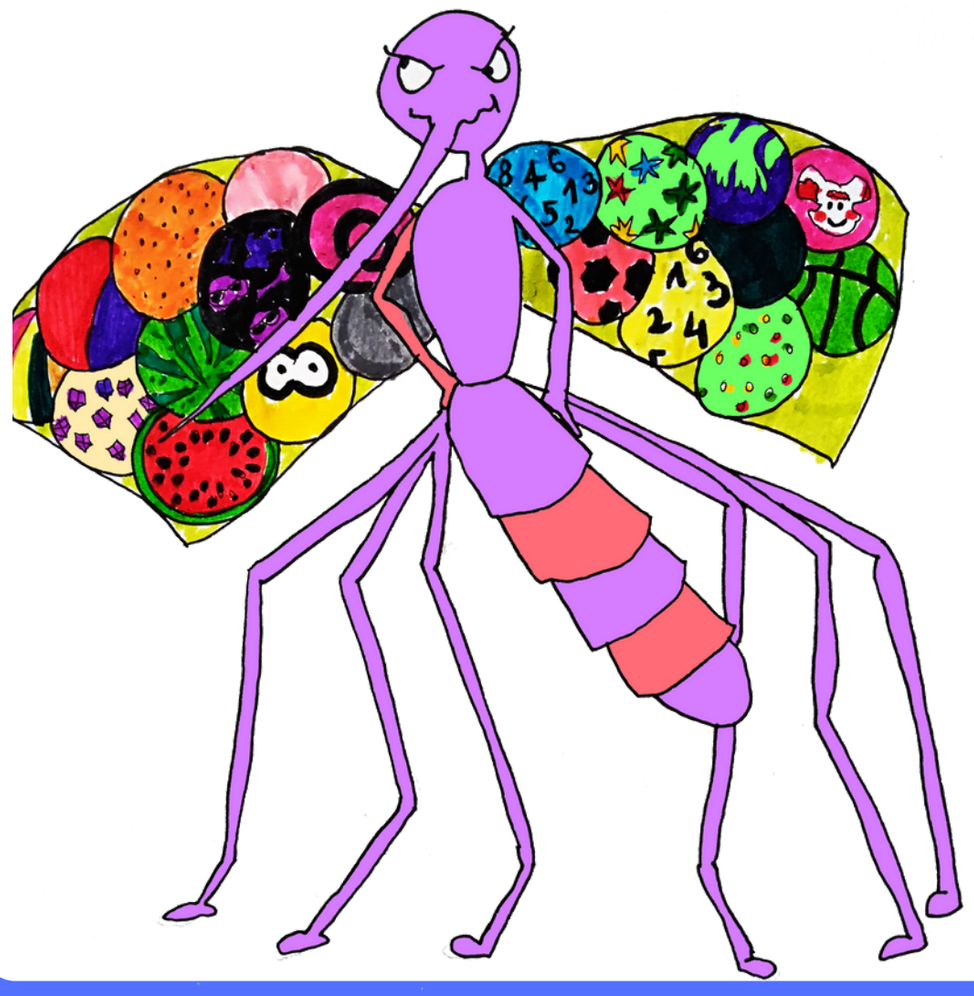

A sheep or a ship, which one is bigger?



I will drink six sticks with pigs!



I will drink six sticks with pigs!



I will drink six sticks with pigs!

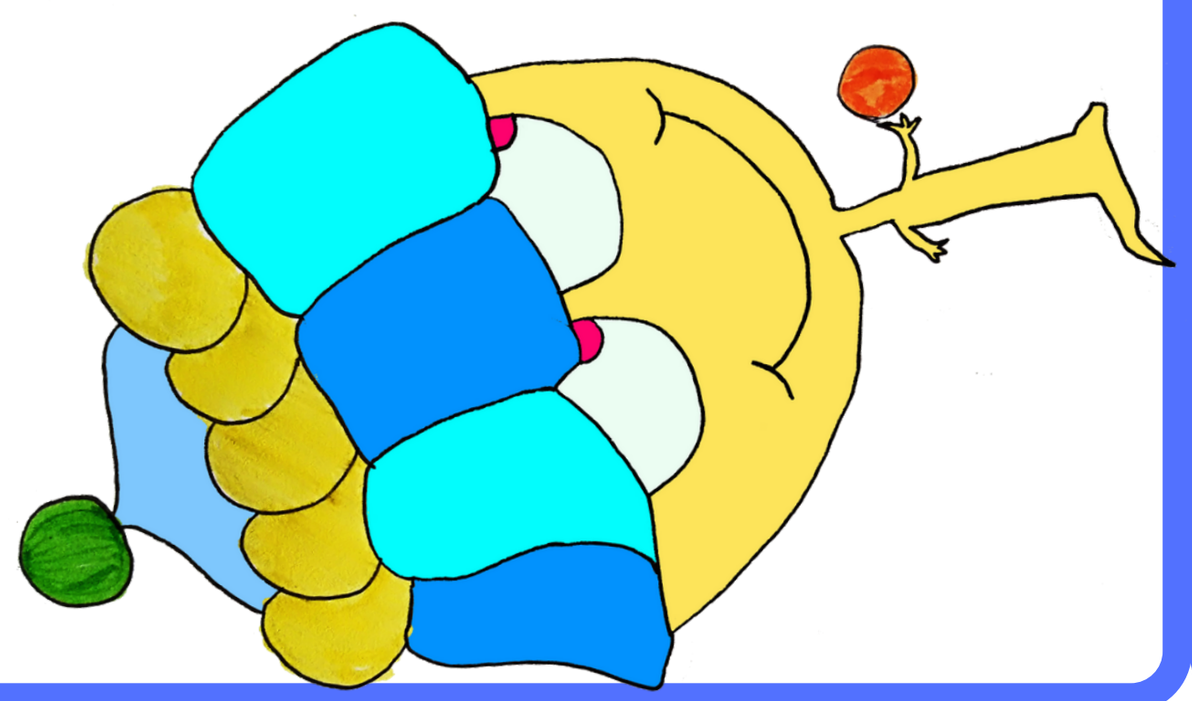

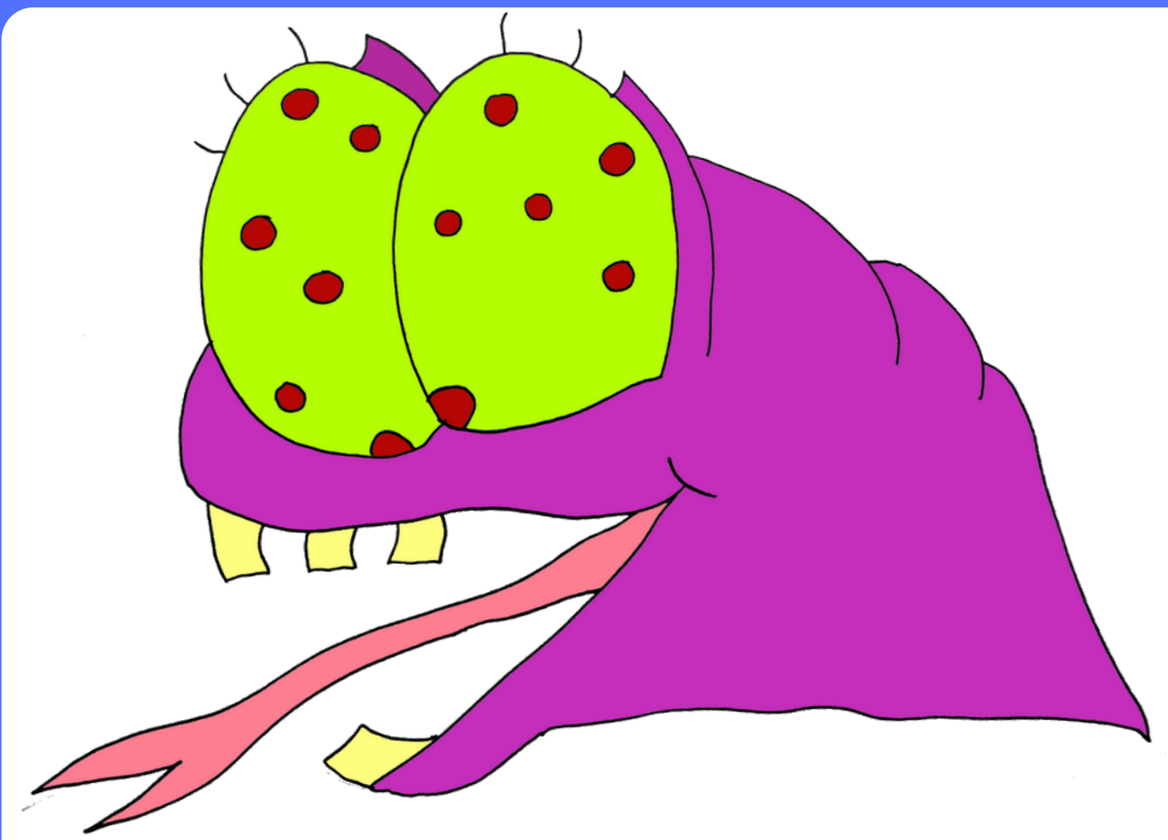

Let's hit his pink ring with six thick sticks!

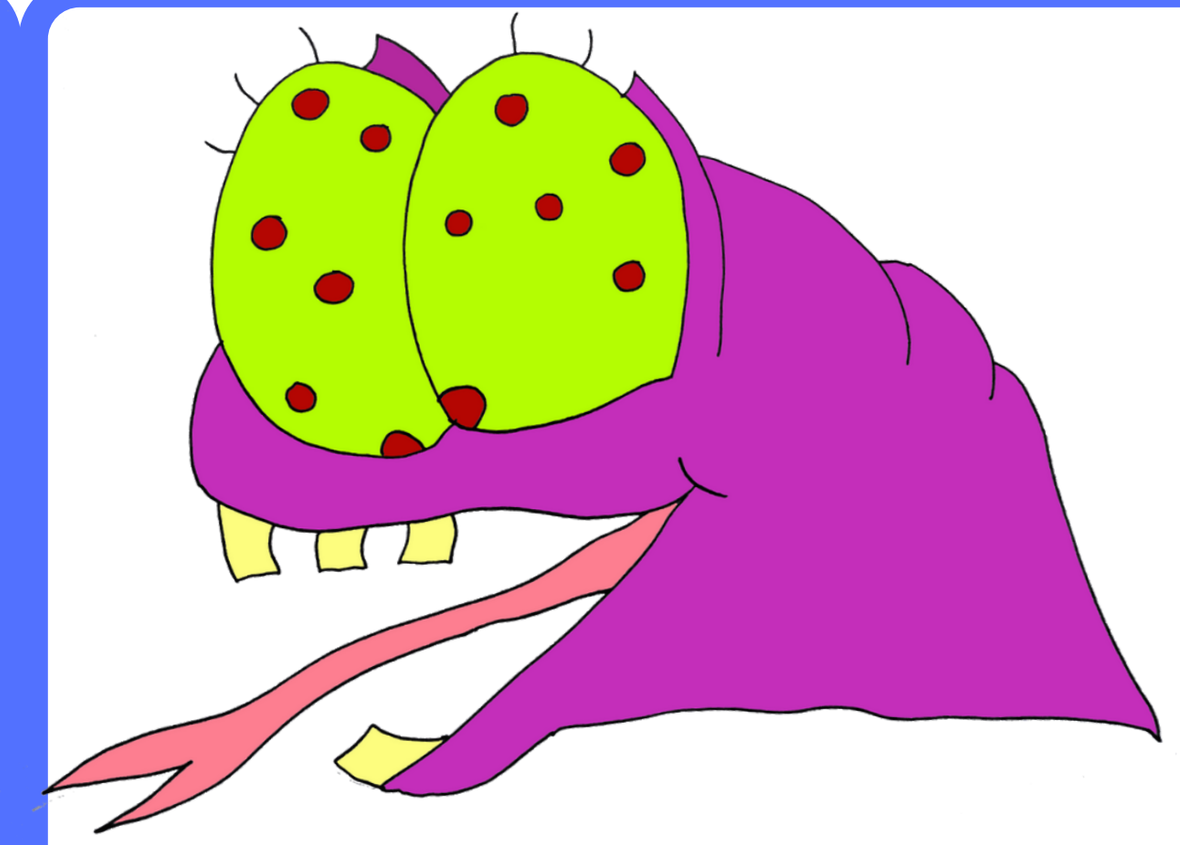

Let's hit his pink ring with six thick sticks!

I will drink six sticks with pigs!



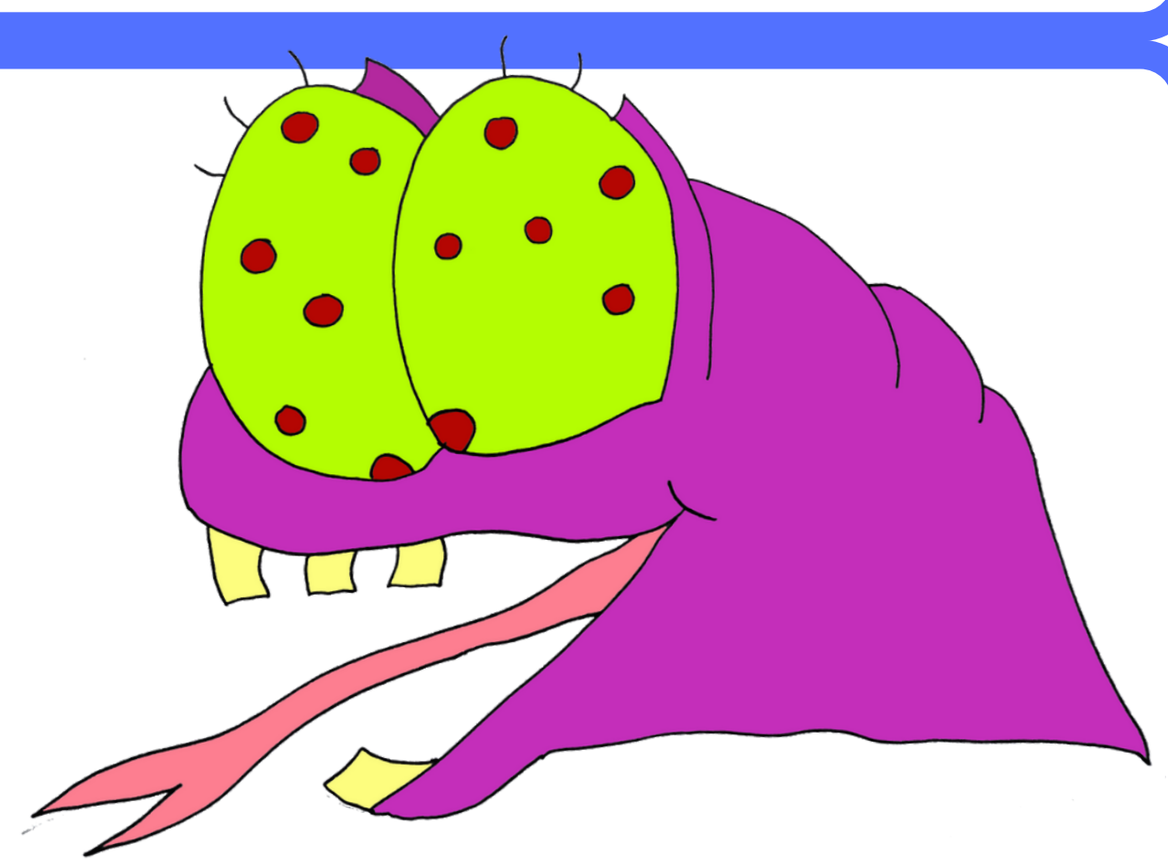

Let's hit his pink ring with six thick sticks!

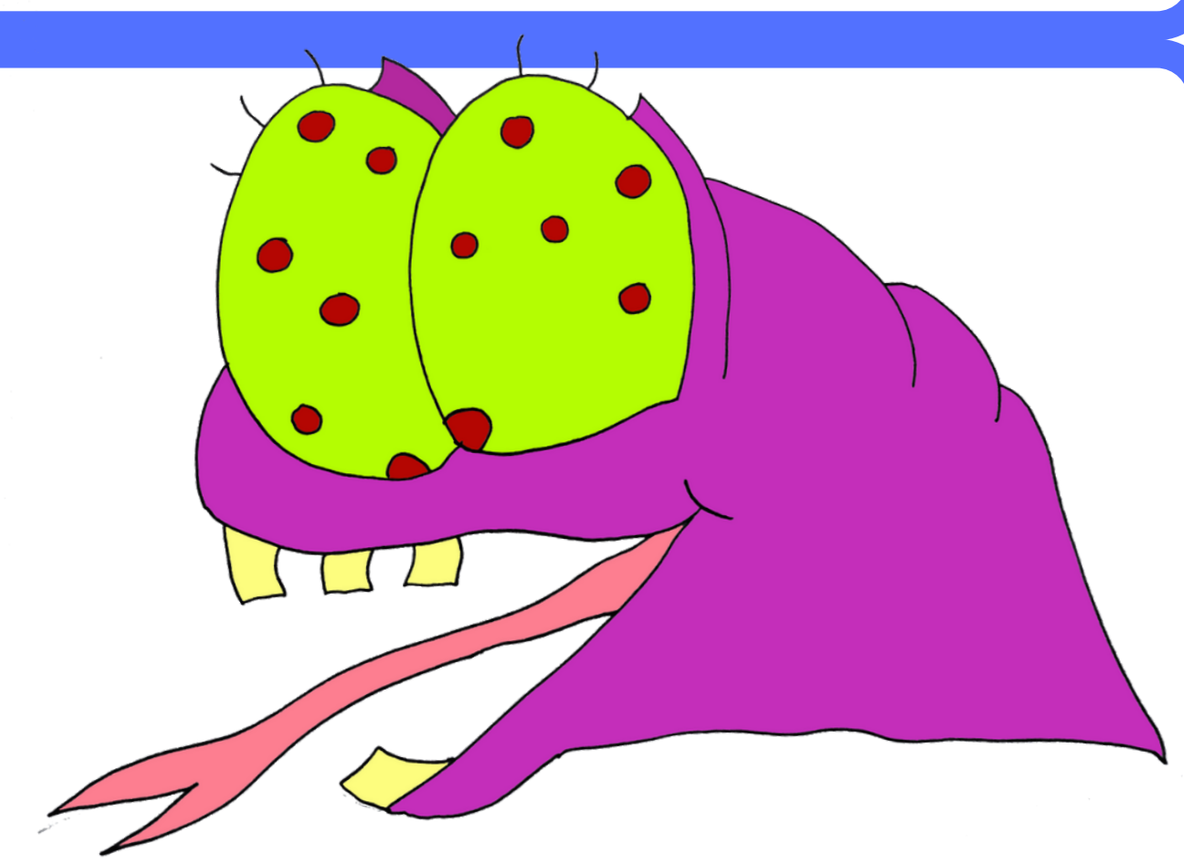

Let's hit his pink ring with six thick sticks!

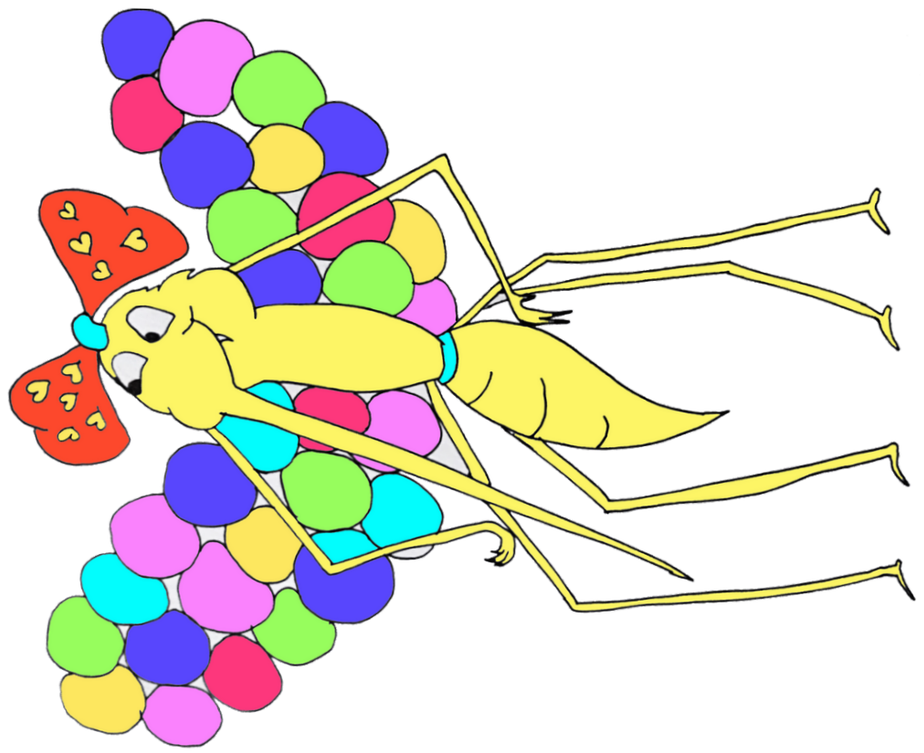

Fish and chips will make you sick!

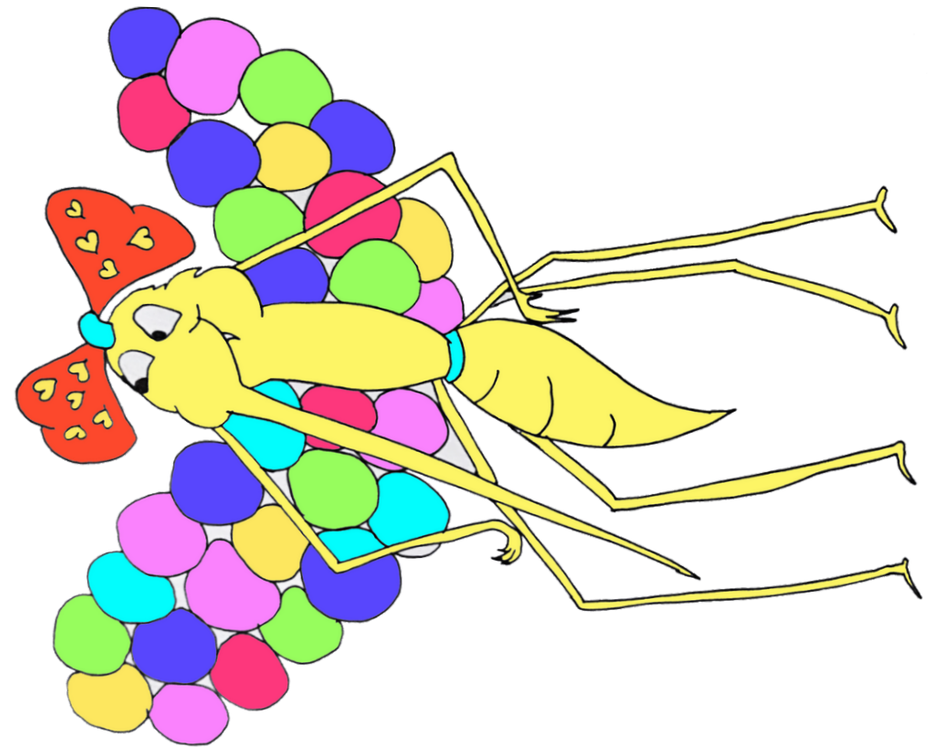

Fish and chips will make you sick!

Sing about six pink kittens!

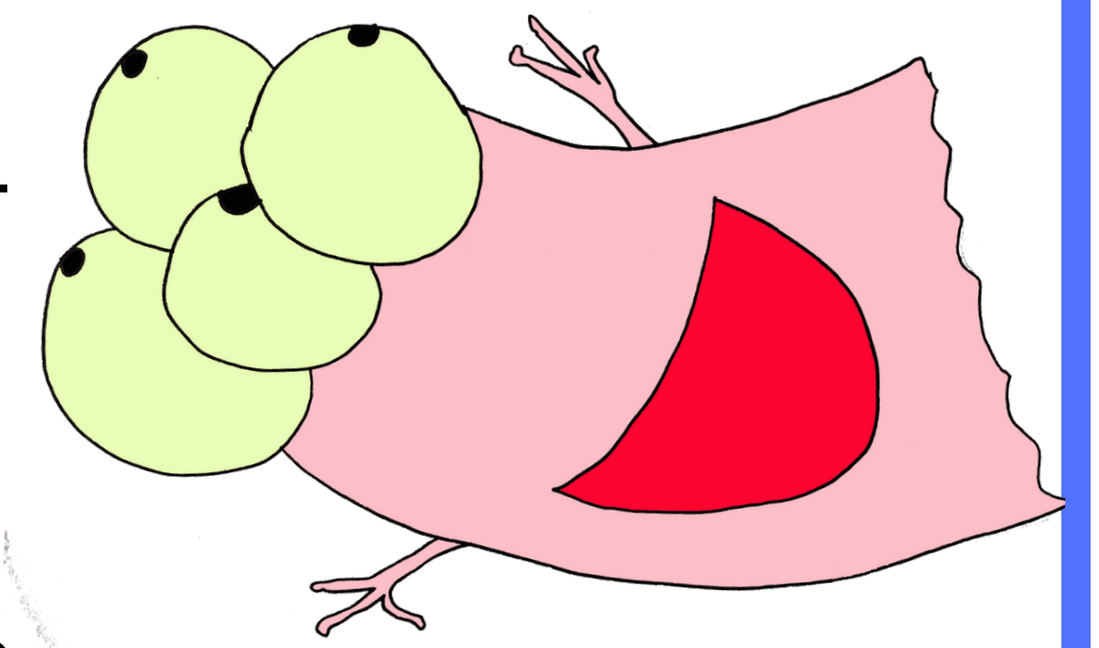

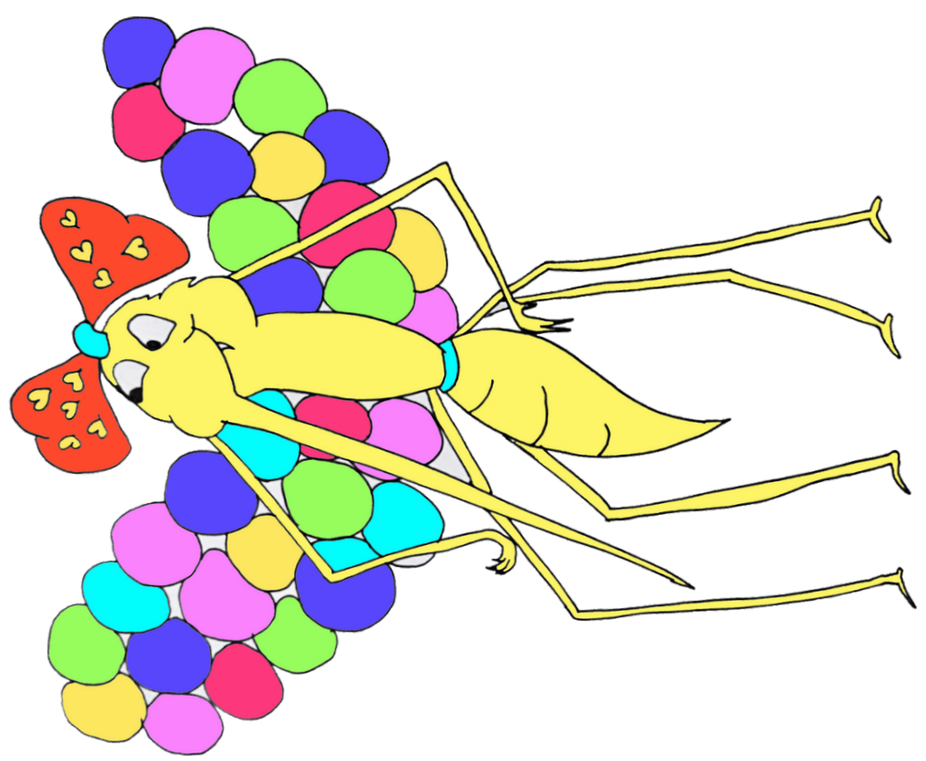

Fish and chips will make you sick!

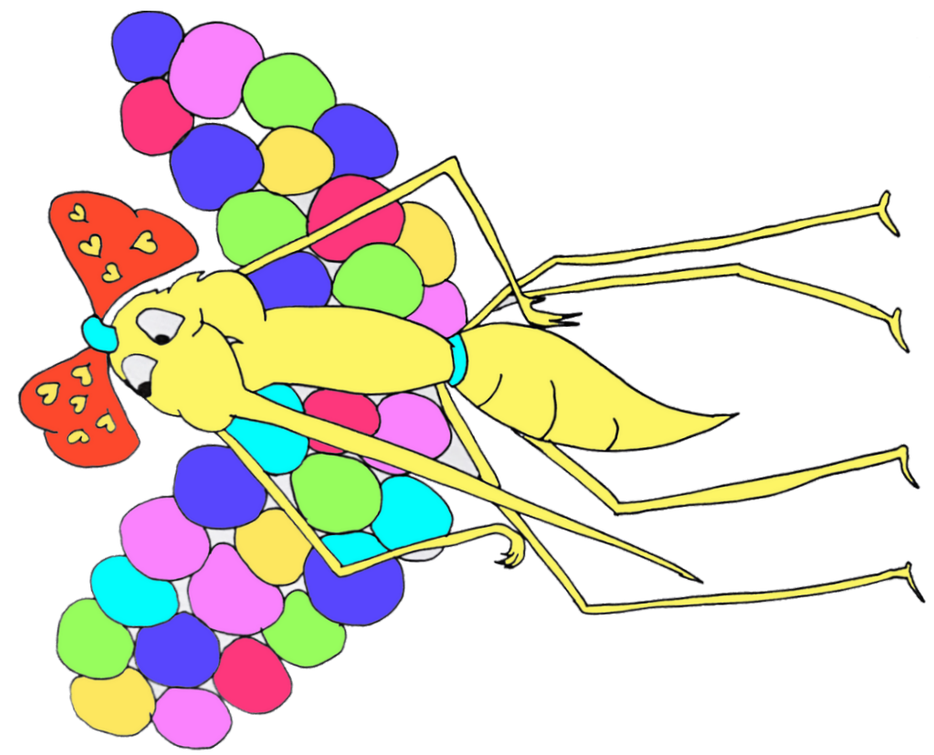

Fish and chips will make you sick!

Sing about six pink kittens!



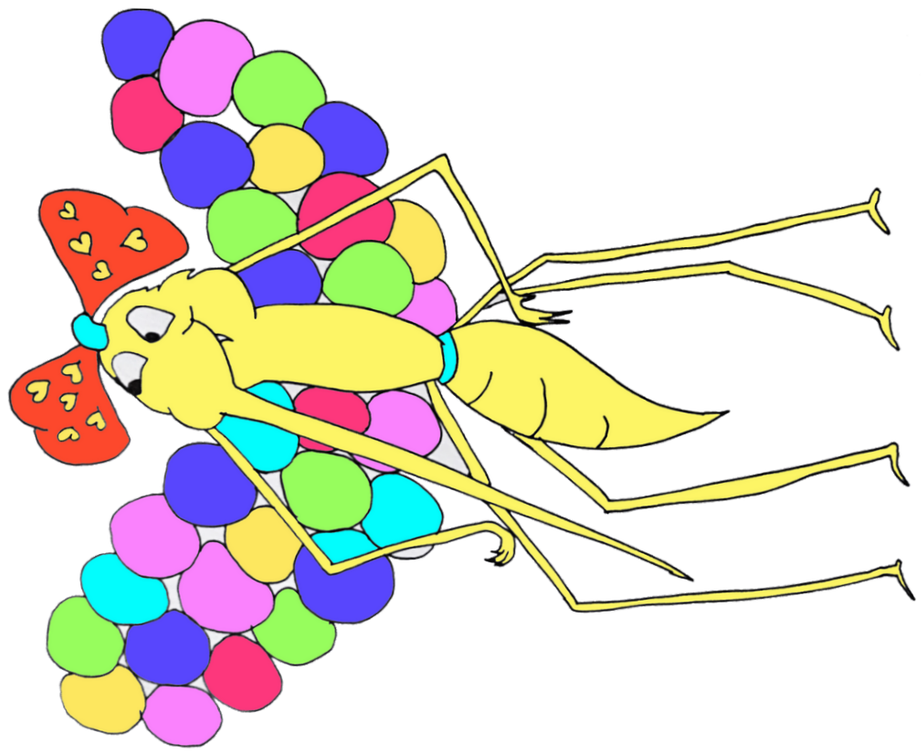

Fish and chips will make you sick!

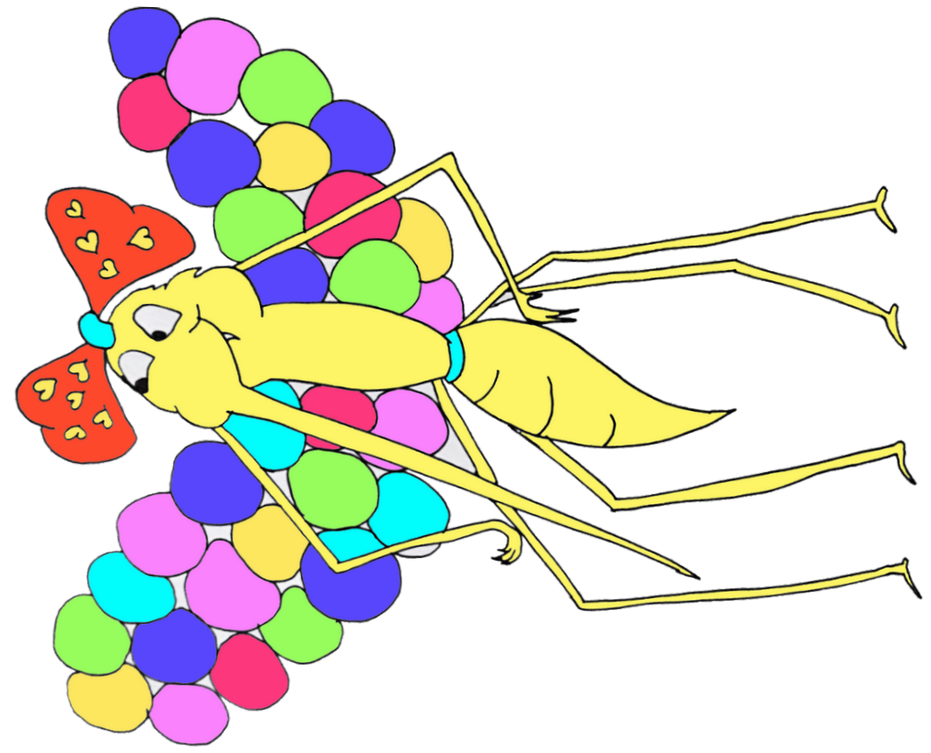

Fish and chips will make you sick!

Sing about six pink kittens!

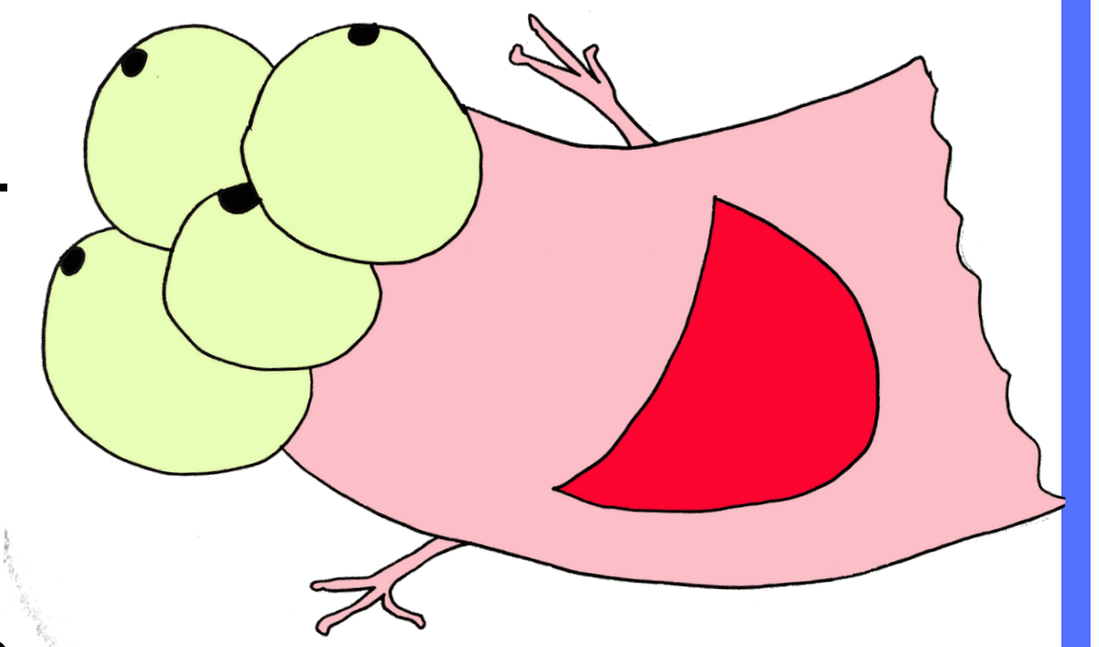

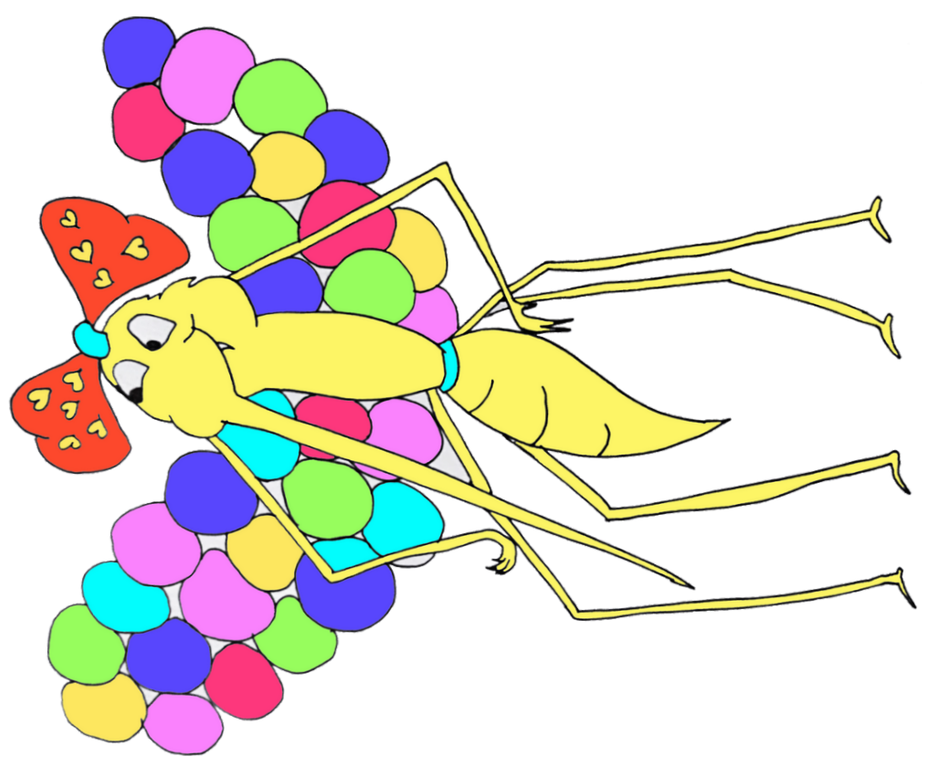

Fish and chips will make you sick!

Sing about six pink kittens!



Sing about six pink kittens!



SAMOGŁOSKI KRÓTKIE

DICE
Centrum Nauki Angielskiego

e

Przykłady :

leg, egg, death, friend, any, ate, read (w przeszłości), left said, says, head, leopard leisure, met, men, red, test, many, check, fell, bet, fed, led, best, healthy, well, again, bed, went, sell, else, end, expect, bell, forget, get, tell, yell, hotel, neck, ten, eleven, twelve, bread, breakfast dread, heavy, ready, weapon, weather

Wyrazy sprawiające trudność!

Look!

say, said, says

Faktycznie, „say" wymawiamy **/seɪ/**,ale w przypadku „said" będzie to **/sed/**,a w czasie teraźniejszym **/sez/** („says")!

meat, head

Często na początku uczymy się, że „ea" wymawia się w angielskim jaki „i"! Nie zawsze to się sprawdza, gdyż czasem „ea" to /e/! „Meat" powinno być wymawiane jako **/miːt/,** a „head" jako /**hed**/!

eat, ate

W czasie przeszłym czasownik „eat" zmienia się na „ate". I tu pojawia się problem, bo można usłyszeć zarówno **/e**t**/,** jak **i /eɪ**t**/**. Obie formy są poprawne!

again

Podobnie z wyrazem „again", którego wymowa możebyć /əˈg**e**n/ lub /əˈg**eɪ**n/.

Pisownia:

E (men), EA (death)
A (many), IE (friend), AI (said)

Napisy z kart, które ćwiczą ten dźwięk:

I have ten red pens and eggs in my bed!
Ten friends read red tests and ate bread.
Eleven leopards ate many necks and heads.
My best friends fell from twelve heavy bells.
Ten heavy hens are well again!
Twelve red hens read about eggs, turned left and said „the end"!

She led ten hens to their death!

He said he would yell again at the ten hens!

Jak wywołać głoskę?

Leniwiec

Nie jest to trudne, gdyż mamy podobny dźwięk w języku polskim! Niech dzieci powtórzą „**e**, nie chce mi się tego robić!" Wymawiając „e," usta powinny być lekko otwarte, wargi lekko napięte, język lekko napięty, boki języka mogą dotykać górnych trzonowców, podobnie jak w języku polskim!

Filmy na youtube do oglądnięcia:

Proszę oglądnąć, w celu upewnienia się, że dźwięki są poprawnie wymawiane przez dzieci!

Pronunciation with Emma:
https://www.youtube.com/watch?v=13DiYvUgpo0

English Language Club:
https://www.youtube.com/watch?v=d98t4b3XLjg

English School Online
https://www.youtube.com/watch?v=G4dDQyk0cnk

I have ten red pens and eggs in my bed!

I have ten red pens and eggs in my bed!

I have ten red pens and eggs in my bed!

I have ten red pens and eggs in my bed!





Ten friends read red tests and ate bread.



Ten friends read red tests and ate bread.



Ten friends read red
tests and ate bread.



Ten friends read red
tests and ate bread.



Eleven leopards ate
many necks and heads.



Eleven leopards ate
many necks and heads.



Eleven leopards ate
many necks and heads.



Eleven leopards ate
many necks and heads.

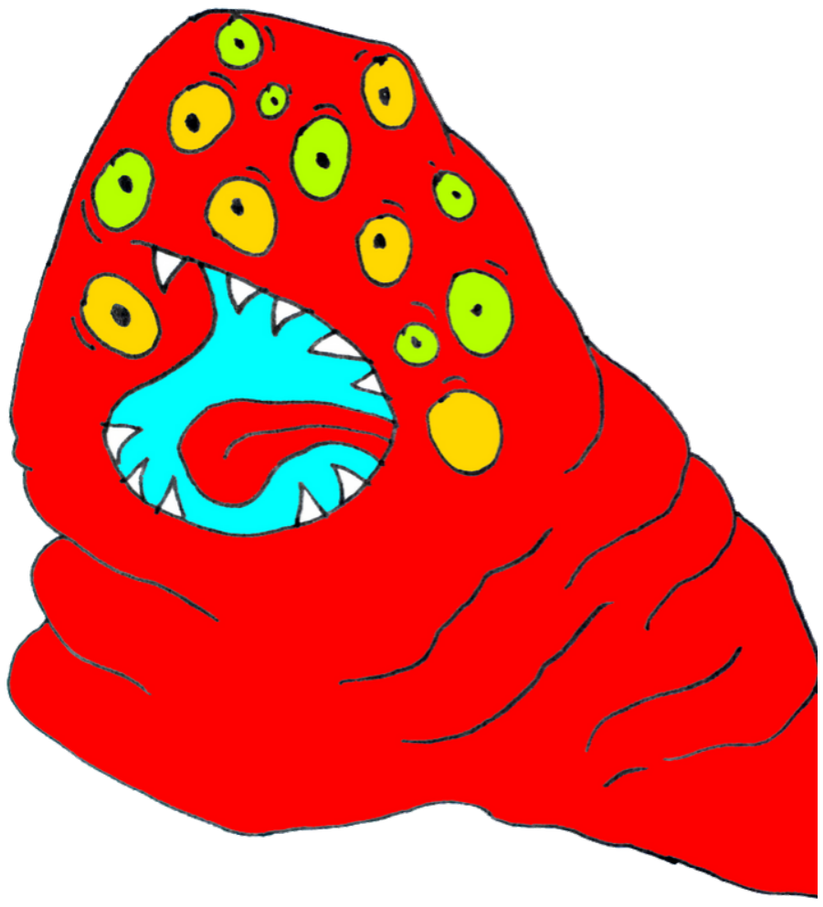

My best friends fell from twelve heavy bells.

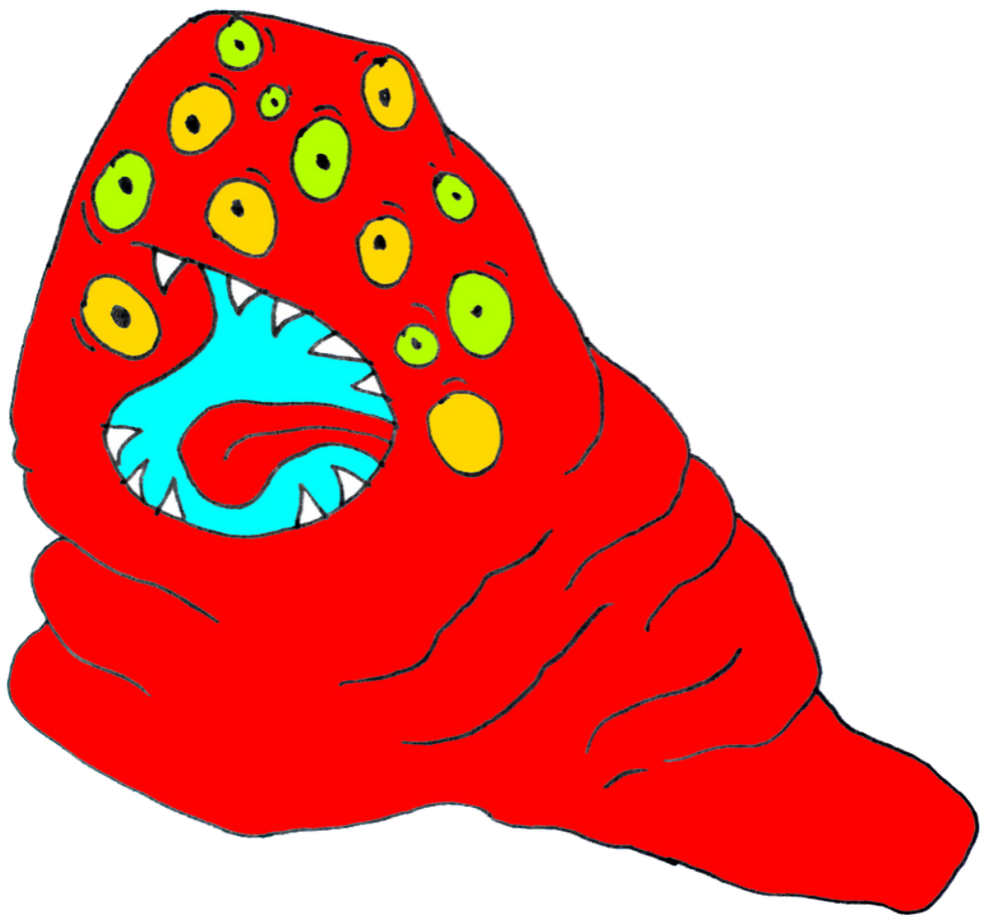

My best friends fell from twelve heavy bells.

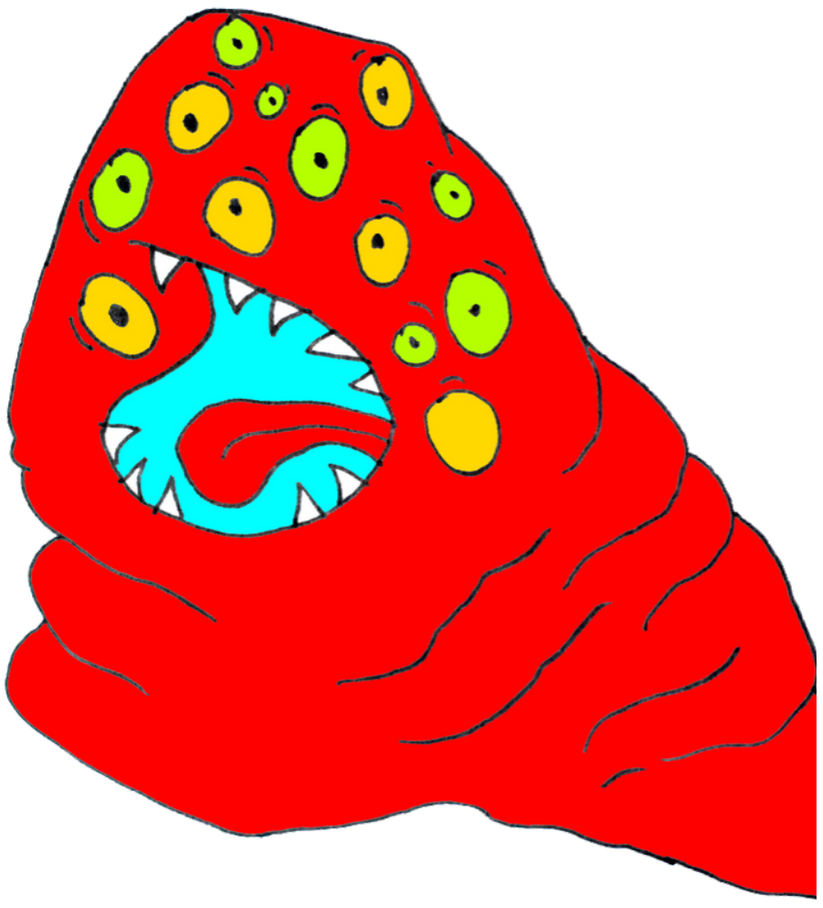

My best friends fell from twelve heavy bells.

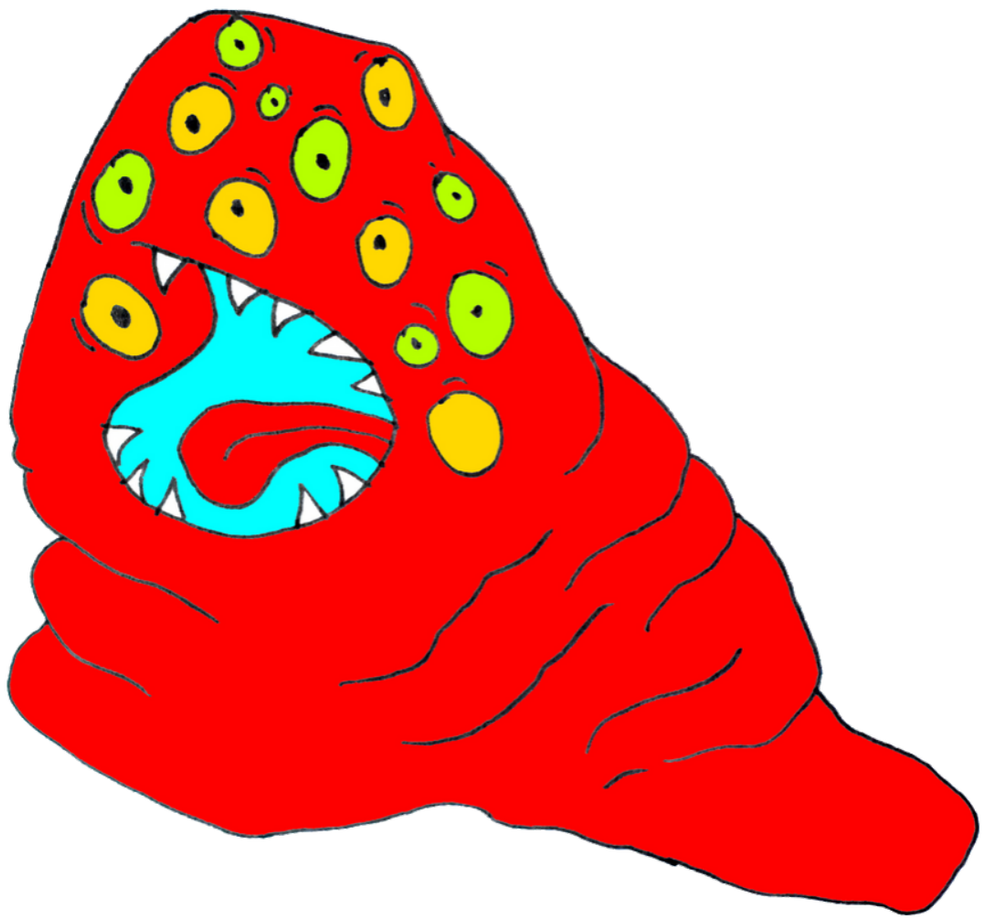

My best friends fell from twelve heavy bells.



Ten heavy heavens are well again!

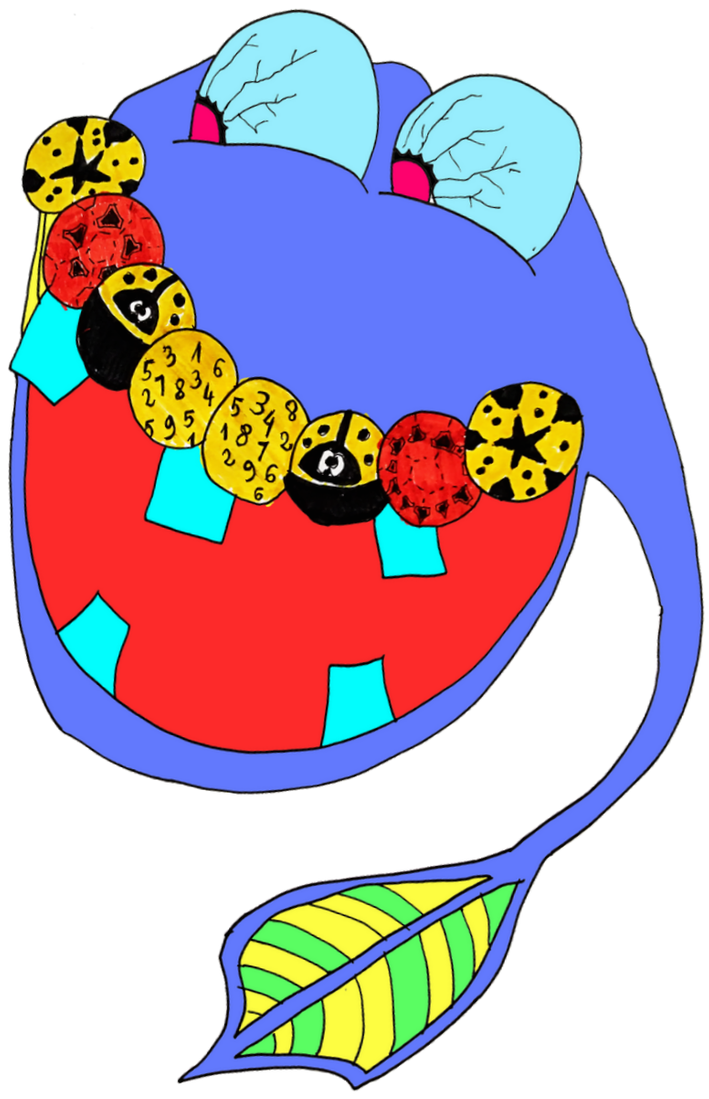

Ten heavy heavens are well again!

She led ten hens to
their death!



She led ten hens to
their death!



She led ten hens to
their death!



She led ten hens to
their death!



Ten heavy hens are well
again!

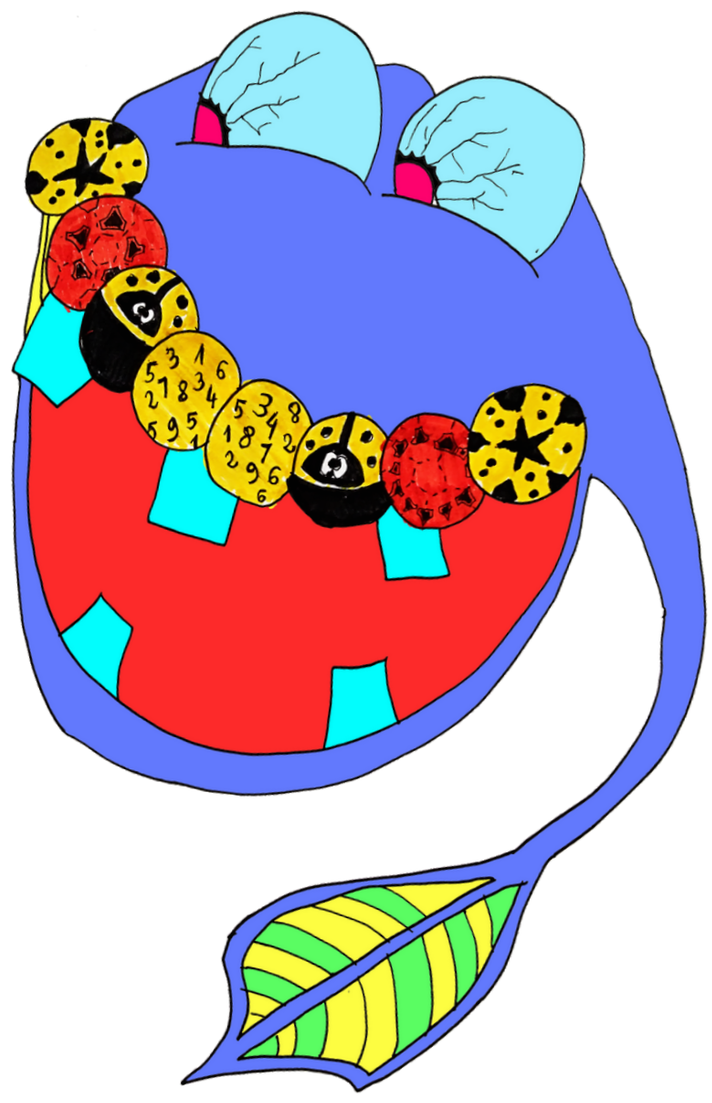

Ten heavy hens are well
again!



He said he would yell again at the ten hens!

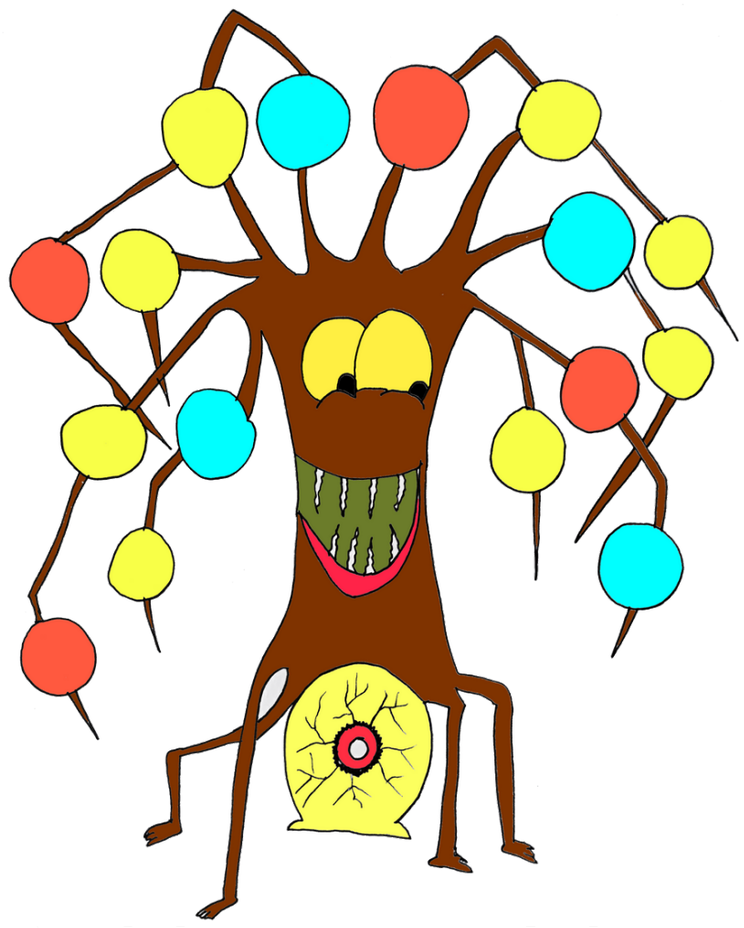

He said he would yell again at the ten hens!

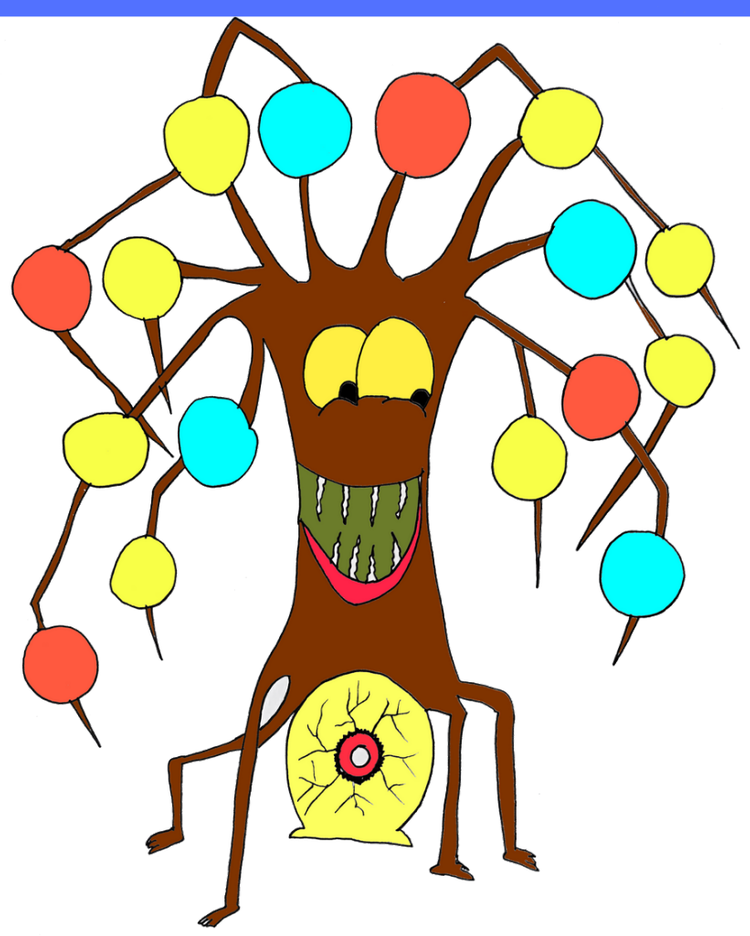

He said he would yell again at the ten hens!



He said he would yell again at the ten hens!



Twelve red hens read about eggs, turned left and said „the end"!



Twelve red hens read about eggs, turned left and said „the end"!



Twelve red hens read about eggs, turned left and said „the end"!

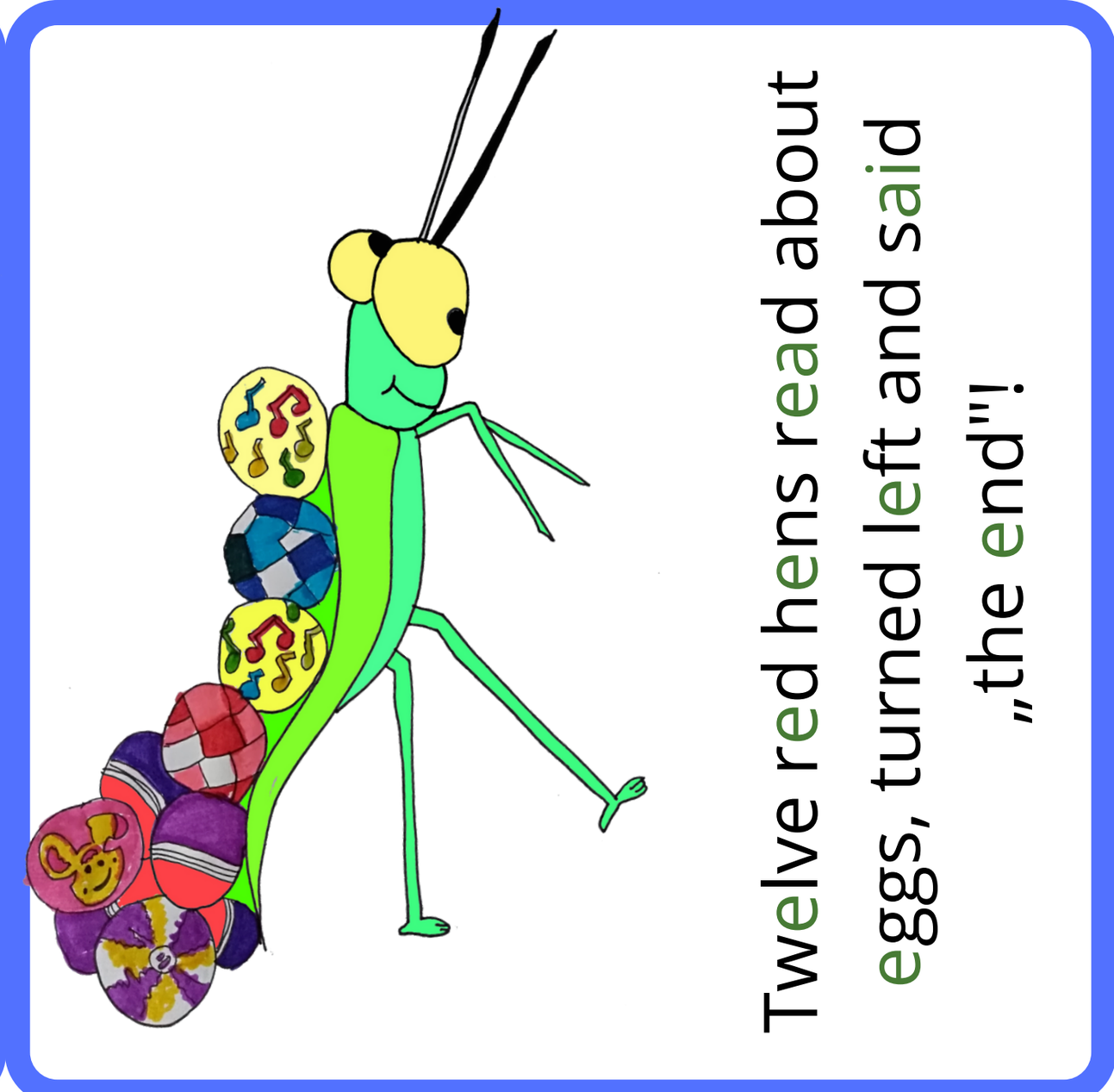

Twelve red hens read about eggs, turned left and said „the end"!

Ten heavy hens are well again!

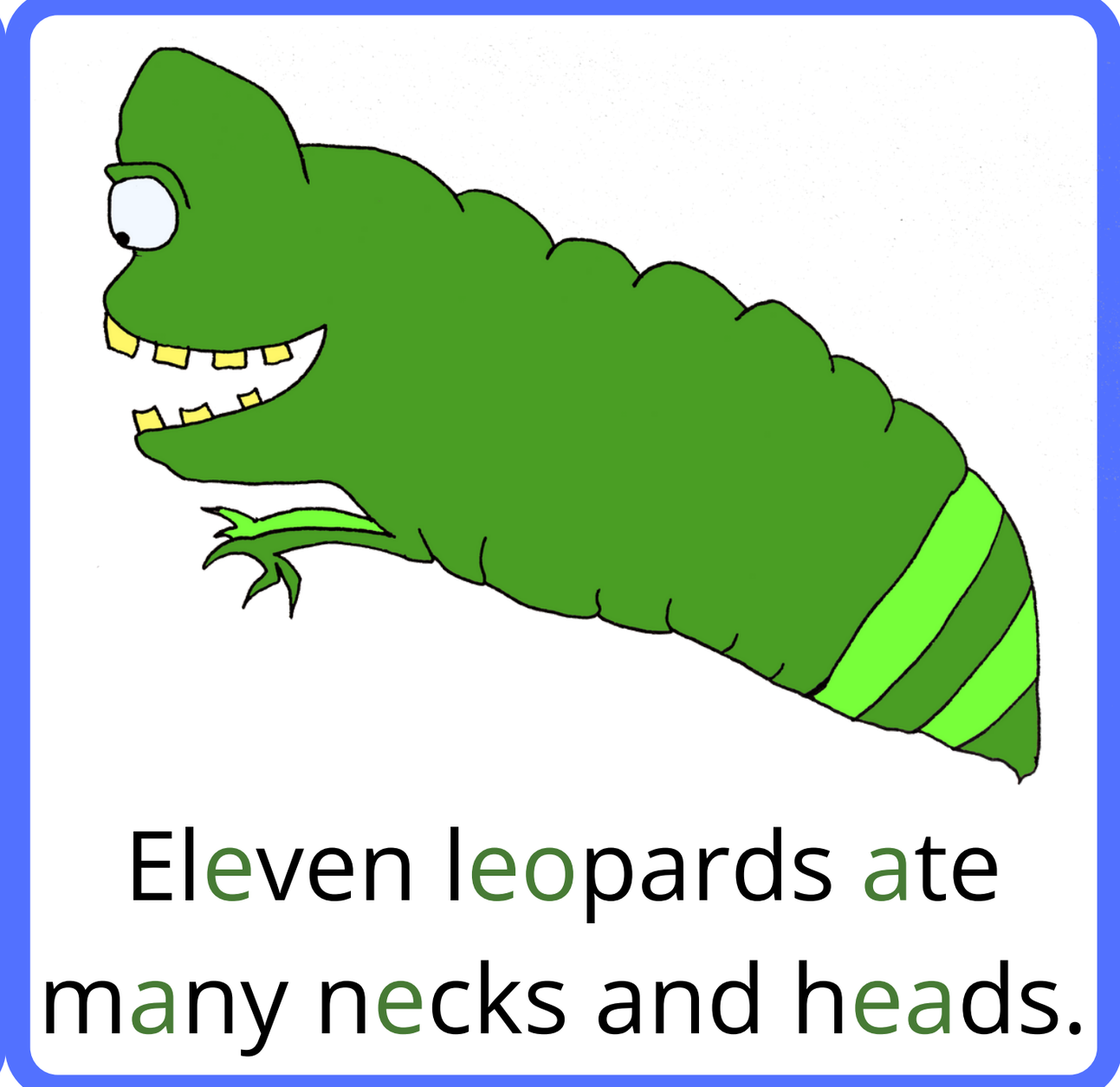

Eleven leopards ate many necks and heads.

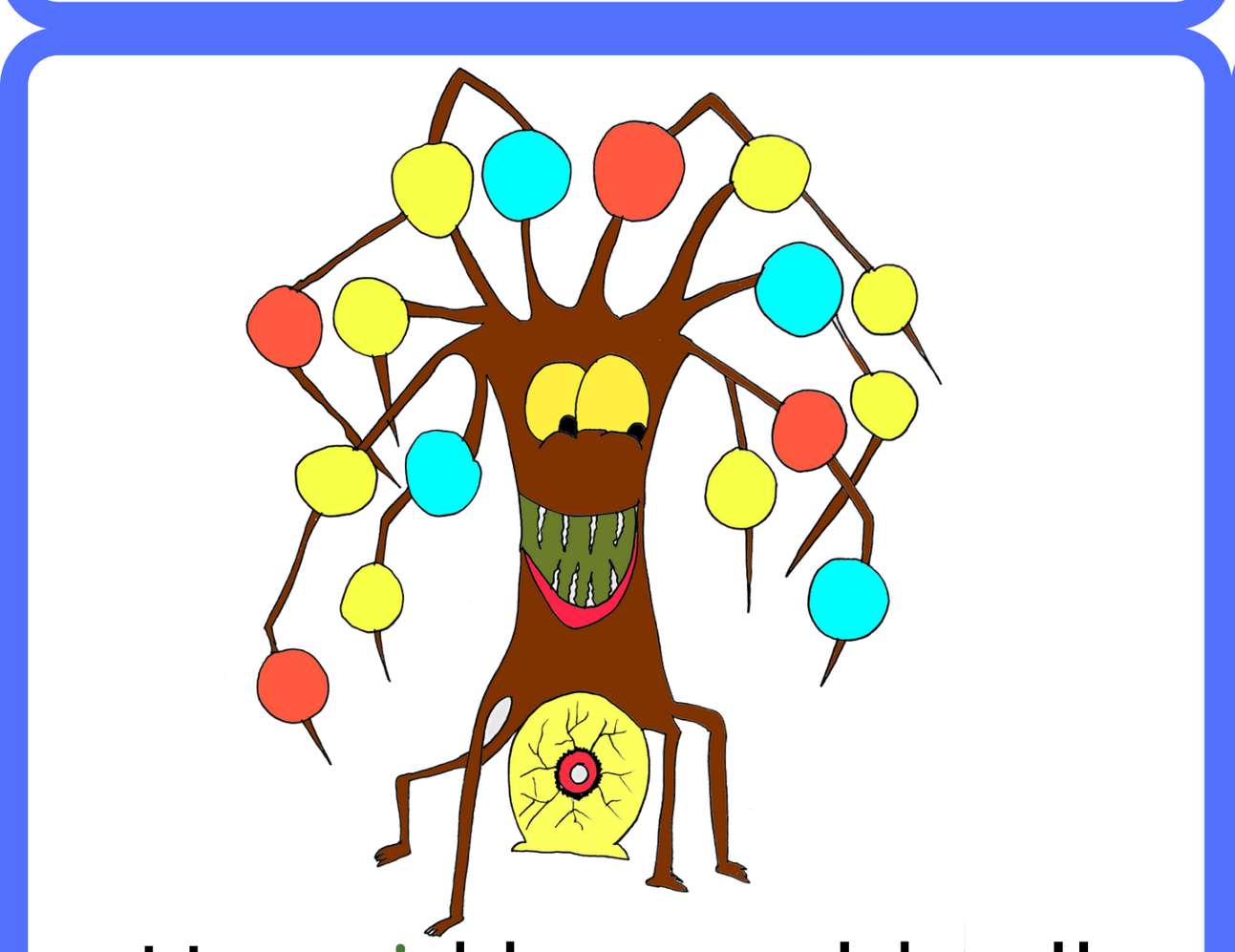

He said he would yell again at the ten hens!

She led ten hens to their death!

SAMOGŁOSKI KRÓTKIE

DICE
Centrum Nauki Angielskiego

æ

Przykłady :

mad, sang, hat, pan, black, cat, fat, sat, can, ham, bank, bag, cash, has, catch, back, man, plan, trap, ran, apple, map, hand, attack, lack, dragon, hand, lamp, crab, sad, land, bat have, had, and, jacket, after,animal, family, am, at, that, happy, travel, dad, stand, happen

Pisownia:

A (apple)

Wyrazy sprawiające trudności:

Look!

said, sad

W wyrazie „said" występuje krótka samogłoska /e/, drugim wyrazie, który oznacza „smutny", jest samogłoska /æ/ i poprawna wymowa to **/sæd/**.

land, lend

W wyrazie „lend" (pożyczać) występuje krótka samogłoska /e/, a w drugim wyrazie, który oznacza „ląd" (land), jest samogłoska /æ/ i poprawna wymowa to **/lænd/.**

A co z BATH i LAST?

Czasem można usłyszeć, że te słówka są wymawiane w różny sposób, gdyż niekoniecznie w całej Wielkiej Brytanii mówi się tak samo!
Oficjalna, książkowa wymowa to **/bɑːθ/,/lɑːst/**, czyli z samogłoską długą. Ale można też usłyszeć wymawiane inaczej, tj. **/læst/** oraz /**bæθ/.**

Napisy z kart, które ćwiczą ten dźwięk:

Don't attack that fast cat with a black hat and fat ham!
That black dragon is sad! I had a bat and a bag of cash!
My dad had a jacket and a black hat! I am happy, not sad or mad!
My crab has a lamp and a fat bat! I have a fat cat on the map!
My hand can catch apples and sad crabs on the mat!

ziewy kotami

Jak wywołać głoskę?

Tutaj sprawa trudniejsza, bo tej samogłoski **nie mamy w języku polskim**! Bawimy się w „ziewanie kotami"! Zaczynamy ziewać od polskiej samogłoski **„e"** (usta ledwo rozchylone, język z przodu), a następnie otwieramy buzię (cały czas mówiąc samogłoskę i słysząc, jak się zmienia) coraz szerzej, aż do pełnego **otwarcia** (**język nadal zostaje z przodu**, **nie przesuwa się do tyłu, jak przy polskim „a"**!) i mówimy **„cat"**! I tak kilka razy, aż wyjdzie dźwięk taki, jak /æ/.

Filmy na youtube do oglądnięcia:

Proszę oglądnąć, w celu upewnienia się, że dźwięki są poprawnie wymawiane przez dzieci!

Pronunciation with Emma: How to Pronounce /æ/
https://www.youtube.com/watch?v=13DiYvUgpo0&t=97s

English Language Club: The /æ/ Sound
https://www.youtube.com/watch?v=NavmTDkd8Z8

English School Onlne: DO THIS to learn /æ/ Vs /e/
https://www.youtube.com/watch?v=G4dDQyk0cnk&t=115s

My hand can catch apples and sad crabs on the mat!

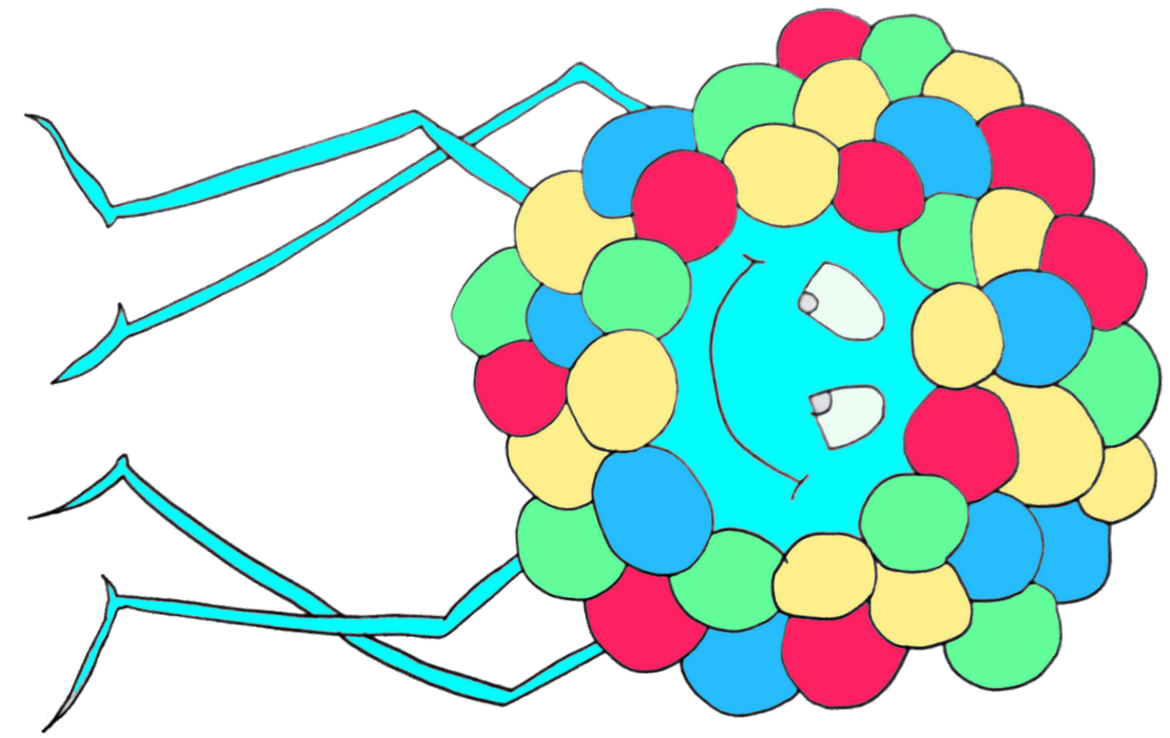

Don't attack that fast cat with a black hat and fat ham!

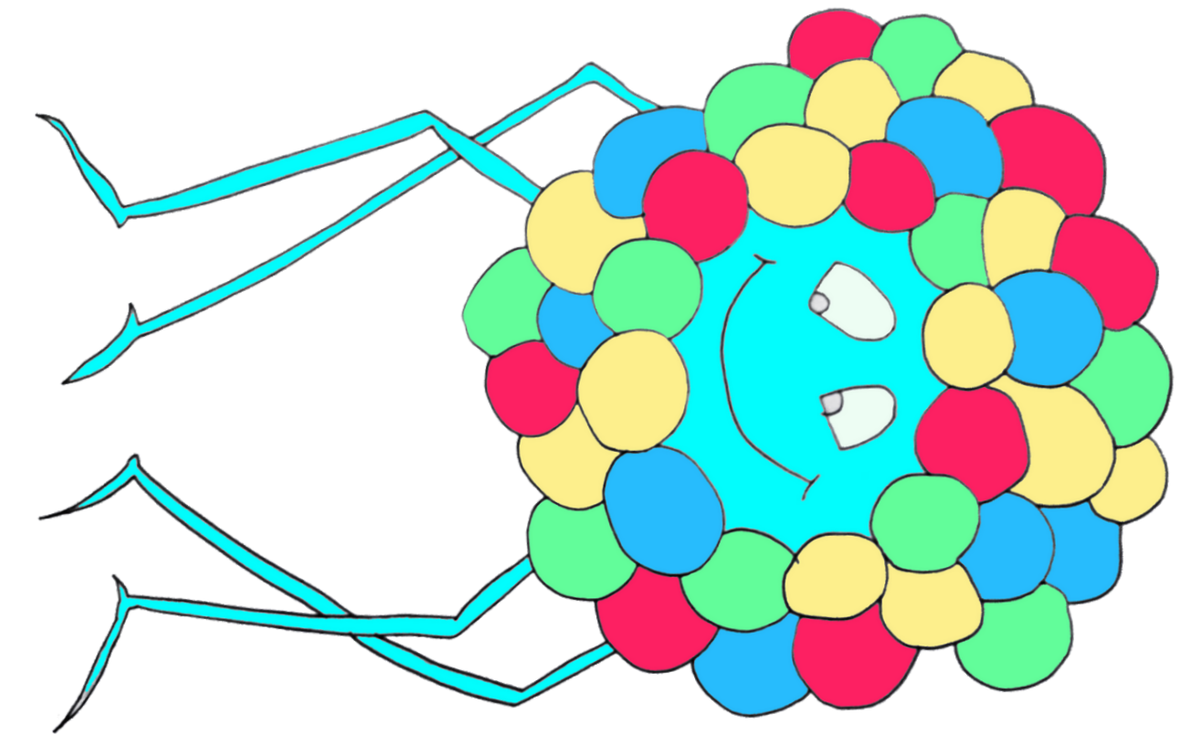

Don't attack that fast cat with a black hat and fat ham!

My hand can catch apples and sad crabs on the mat!

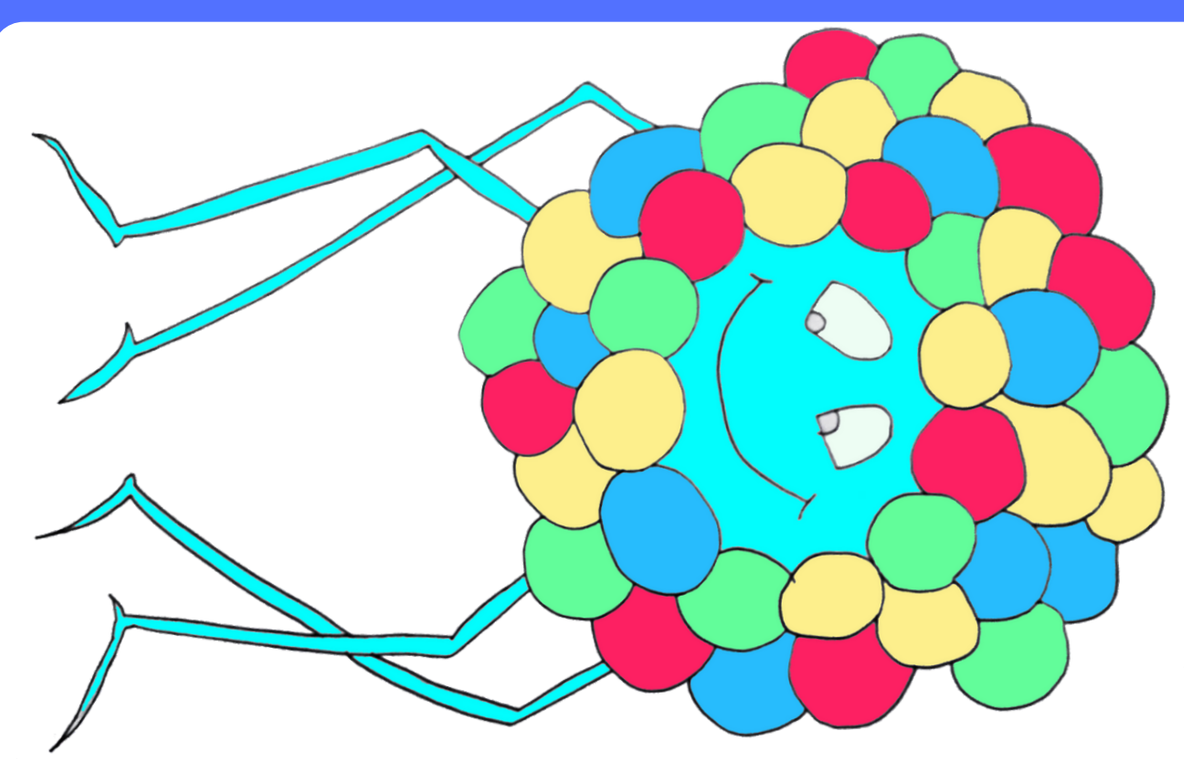

Don't attack that fast cat with a black hat and fat ham!

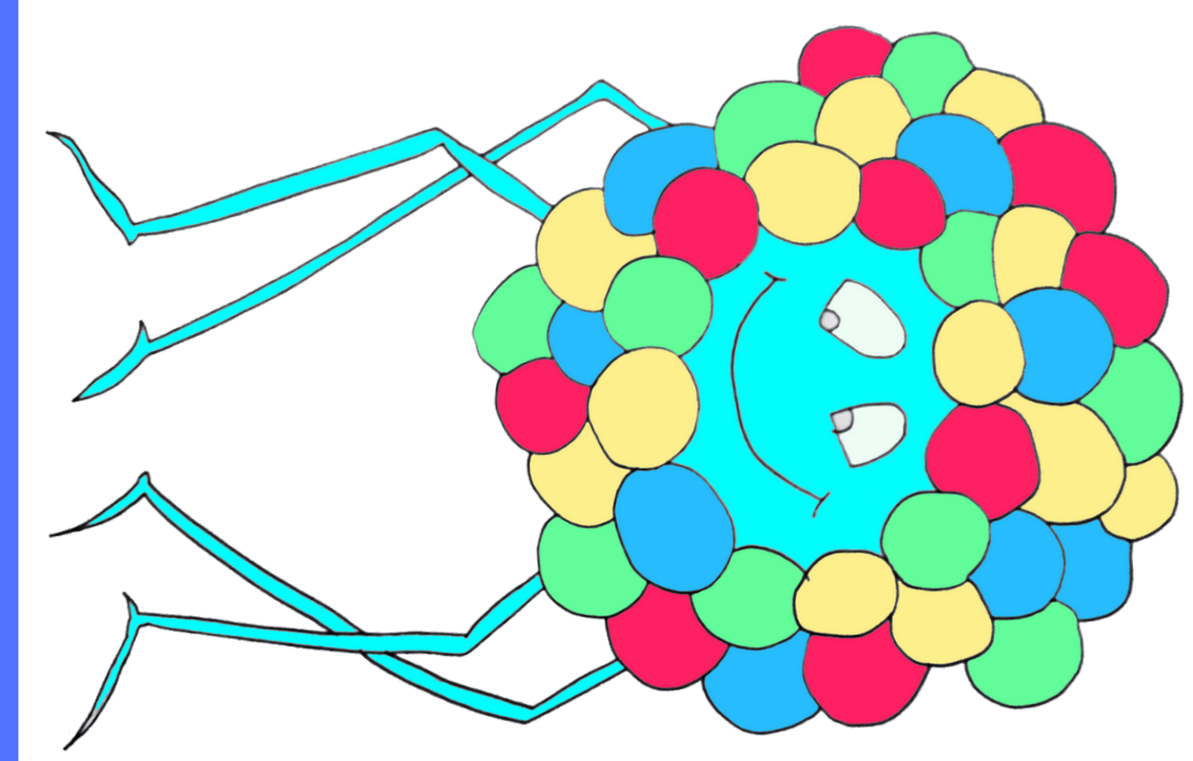

Don't attack that fast cat with a black hat and fat ham!

That black dragon is sad!



That black dragon is sad!



My hand can catch apples and sad crabs on the mat!

That black dragon is sad!



That black dragon is sad!



My hand can catch apples and sad crabs on the mat!

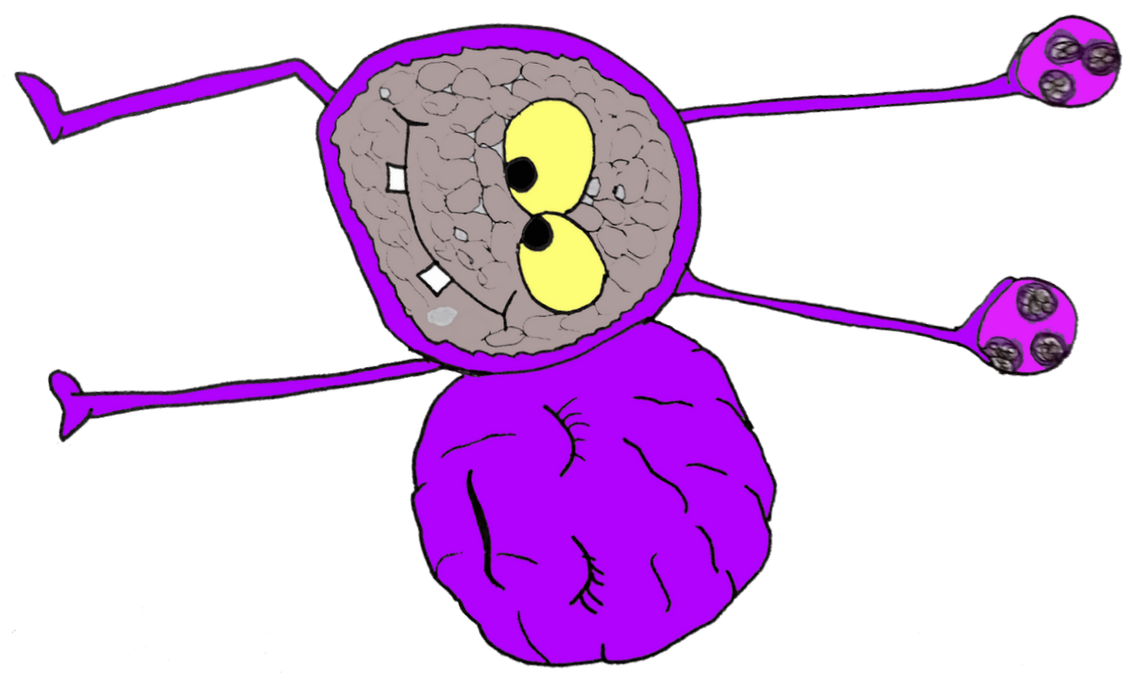

My crab has a lamp and a fat bat!

I had a bat and a bag of cash!

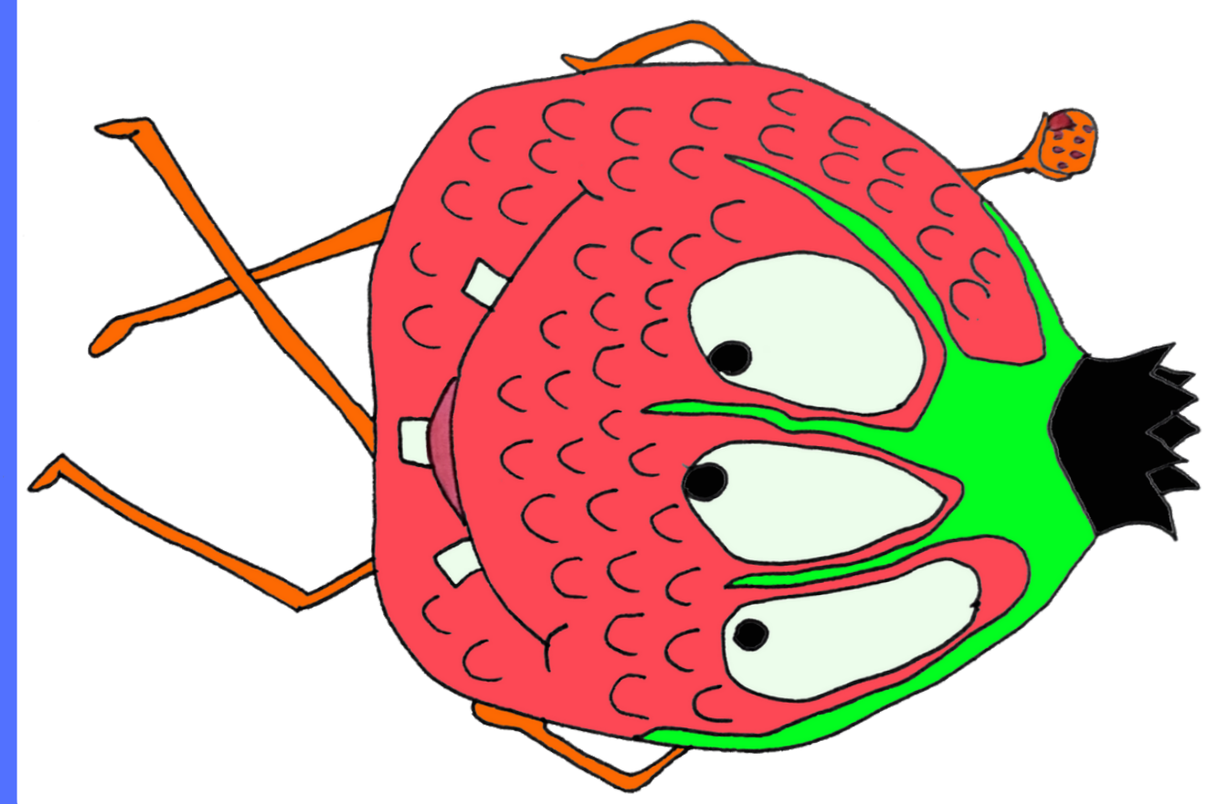

I had a bat and a bag of cash!

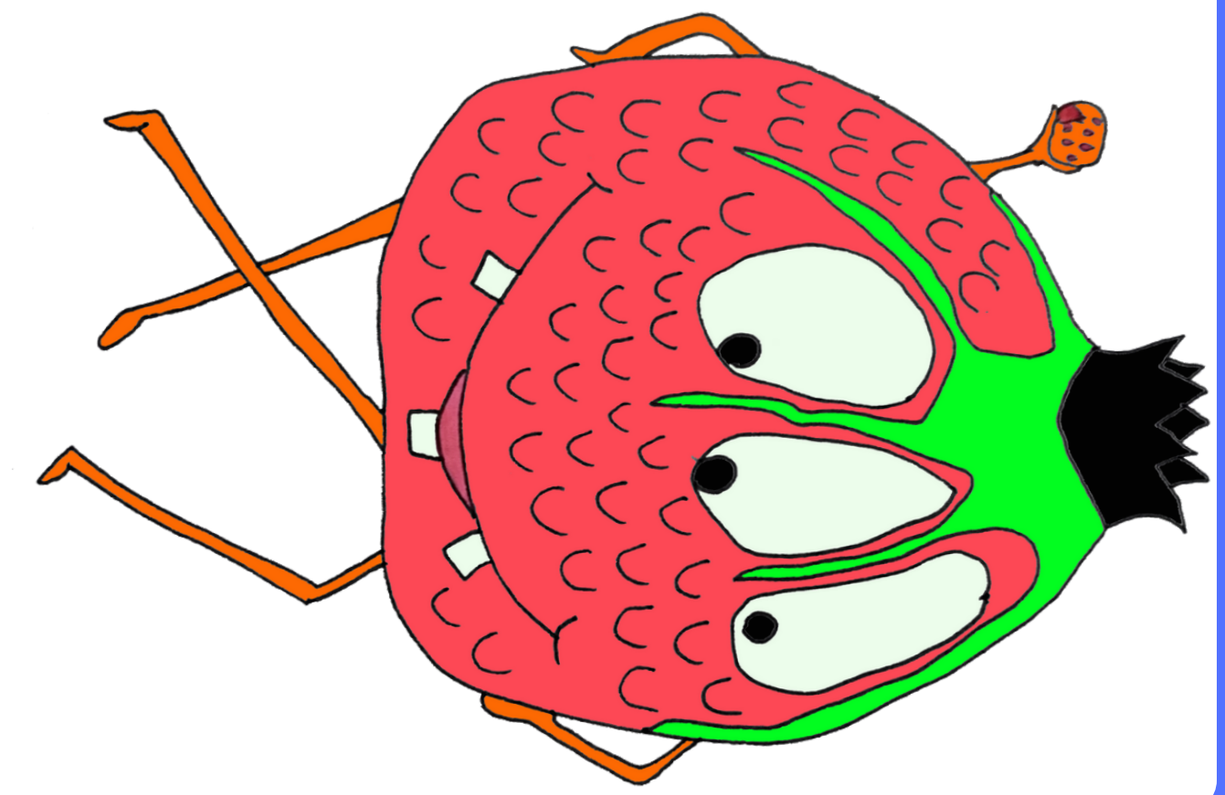

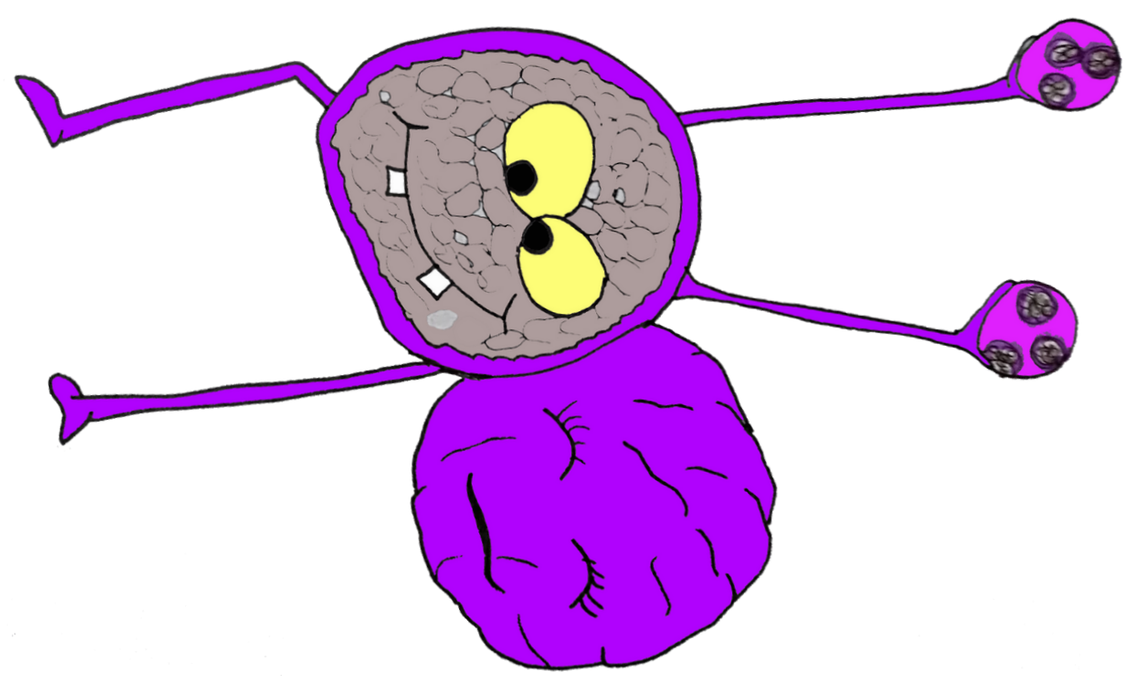

My crab has a lamp and a fat bat!

I had a bat and a bag of cash!

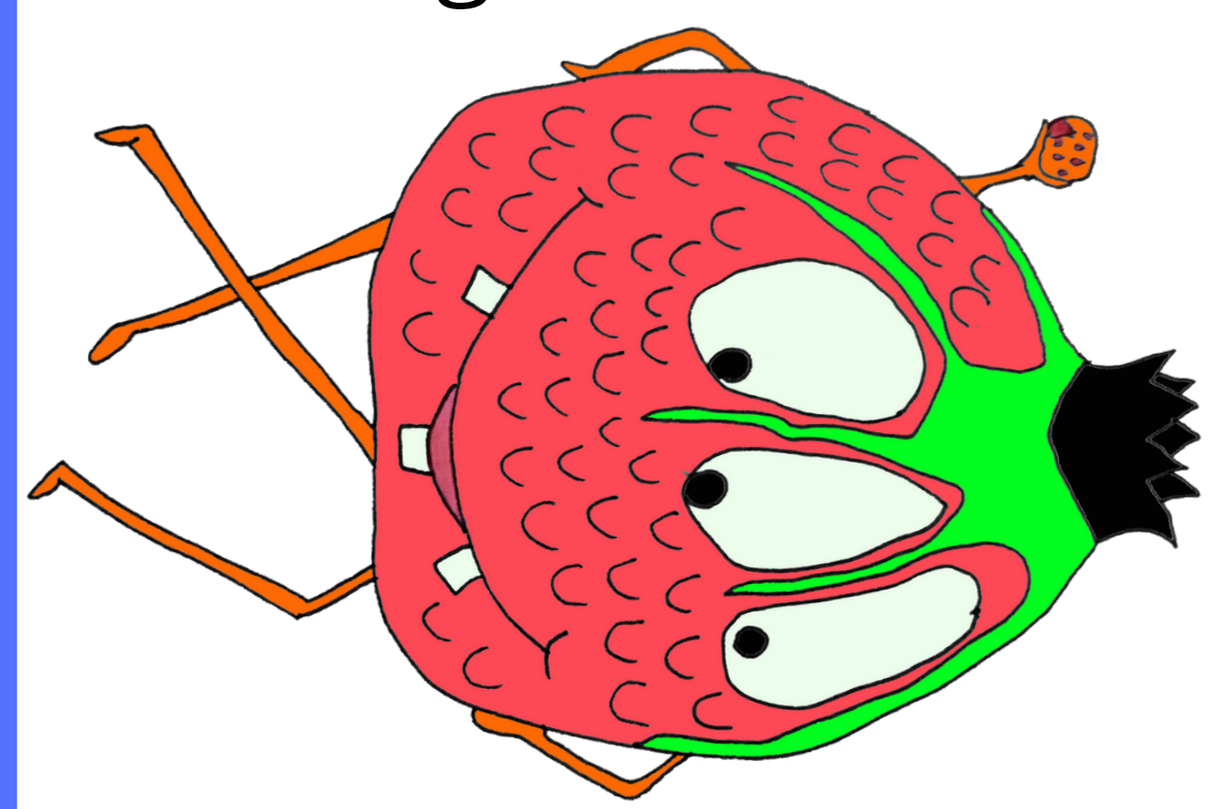

I had a bat and a bag of cash!

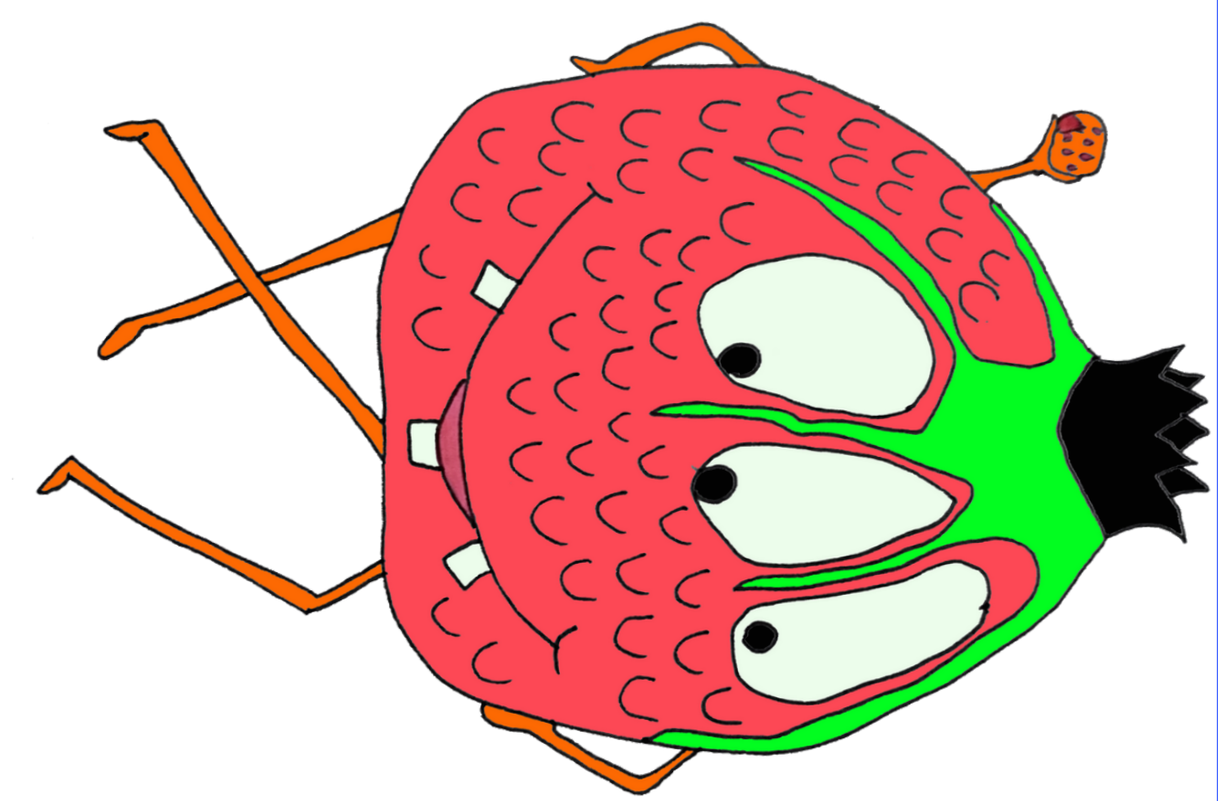

My dad had a jacket and a black hat!



My dad had a jacket and a black hat!



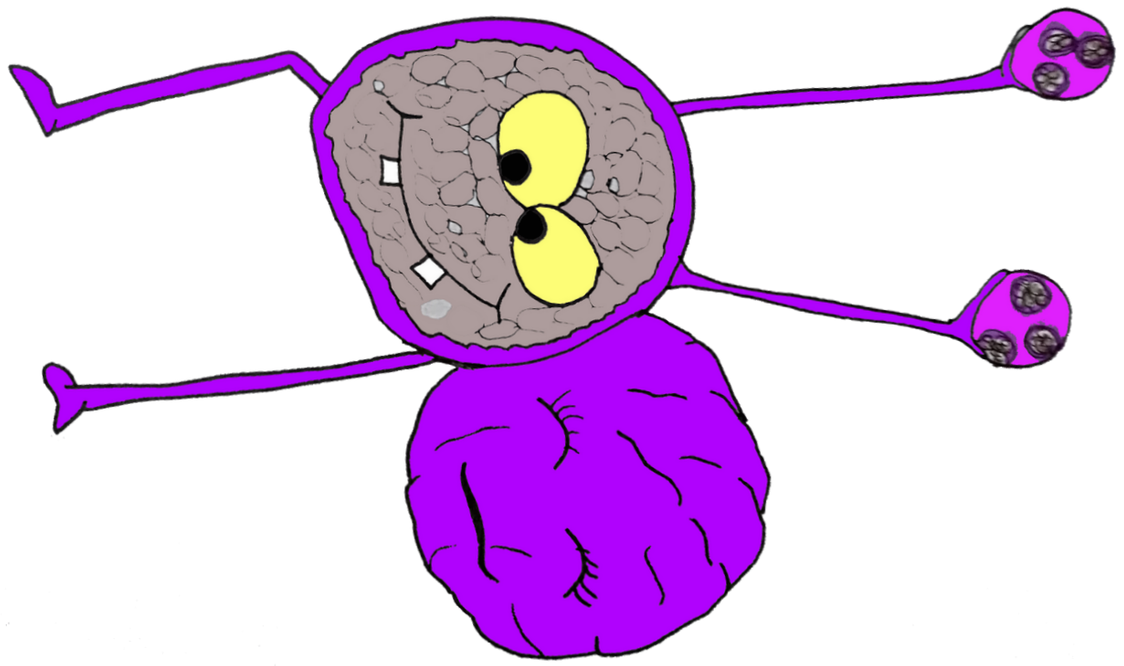

My crab has a lamp and a fat bat!

My dad had a jacket and a black hat!



My dad had a jacket and a black hat!



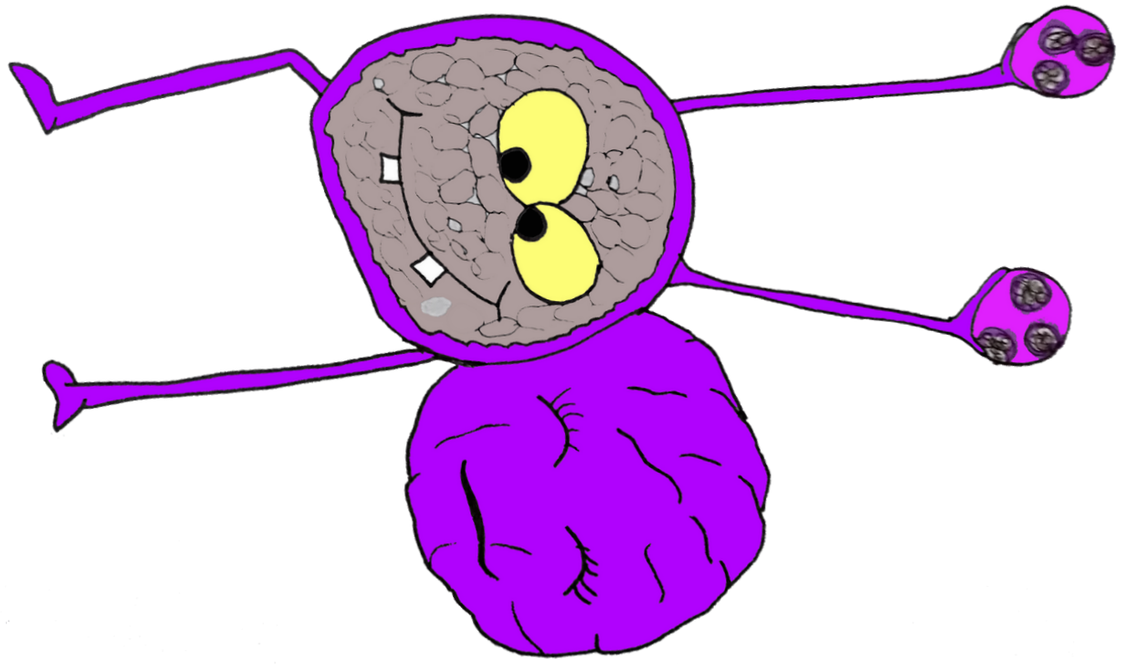

My crab has a lamp and a fat bat!

I have a fat cat on the map!

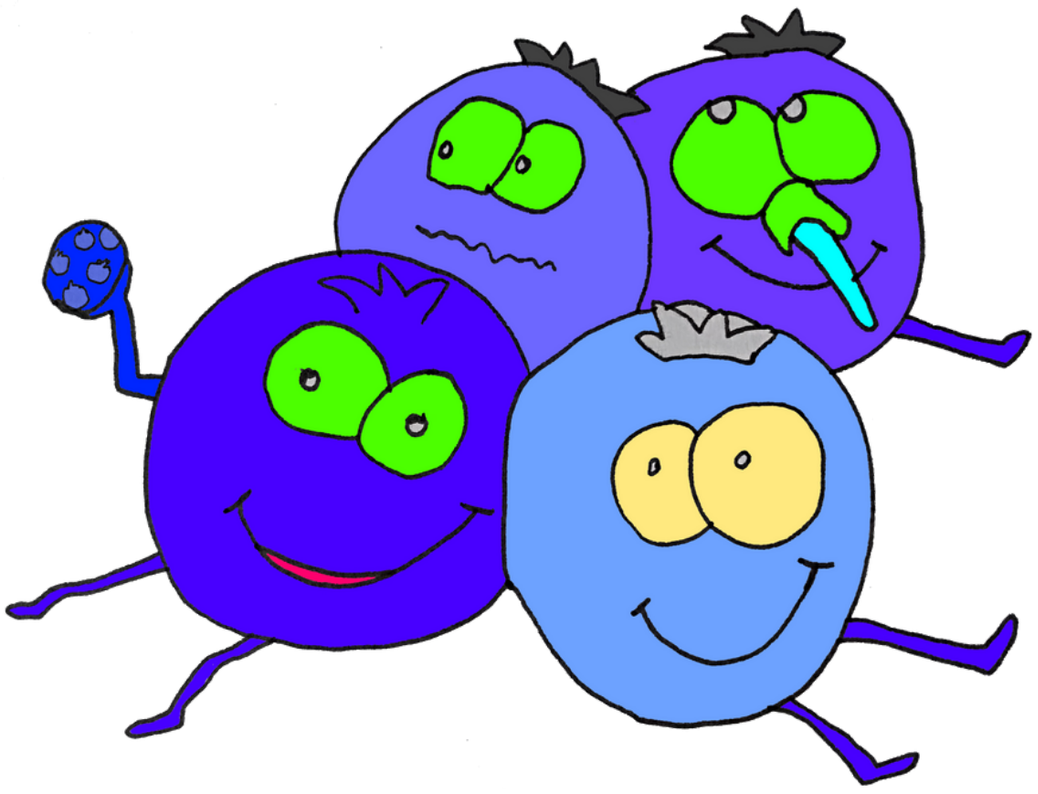

I have a fat cat on the map!

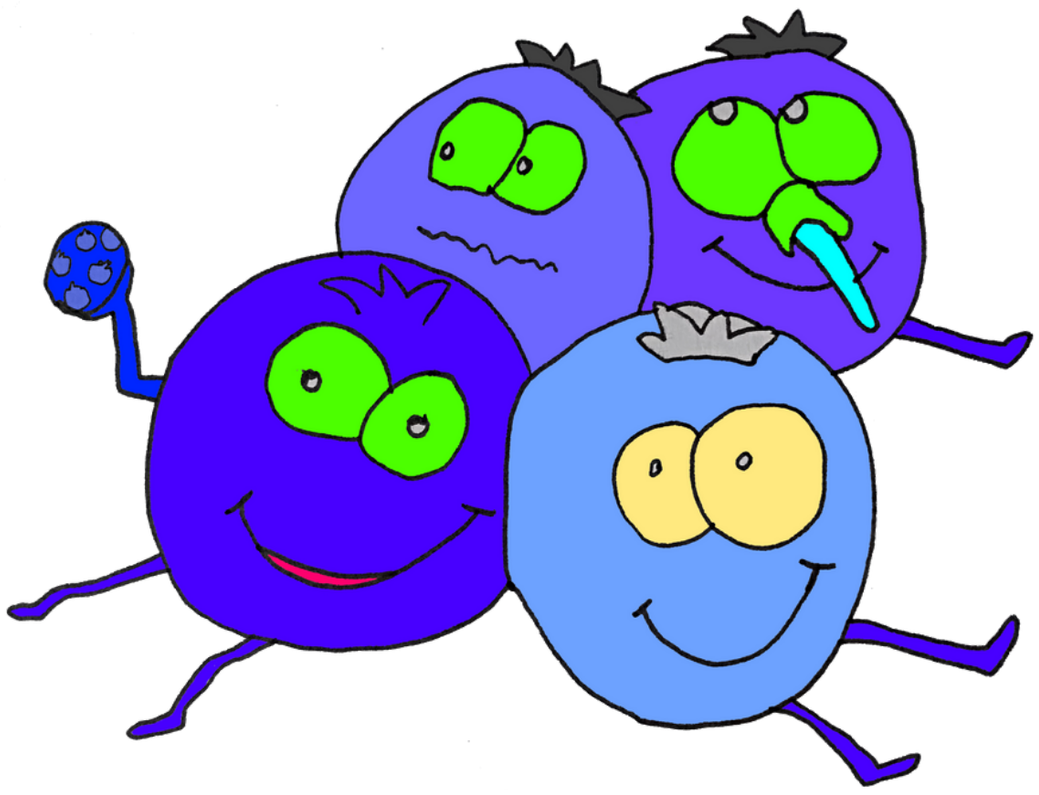

I have a fat cat on the map!

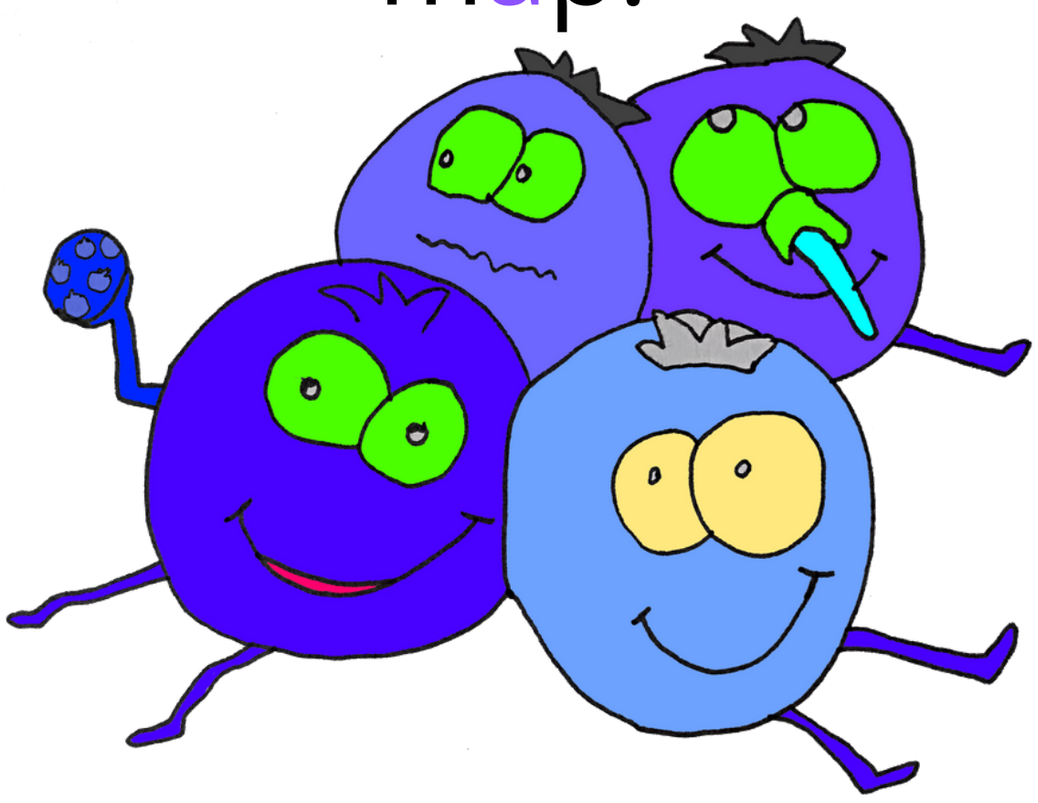

I have a fat cat on the map!



I am happy, not sad or mad!



I am happy, not sad or mad!



My dad had a jacket and a black hat!



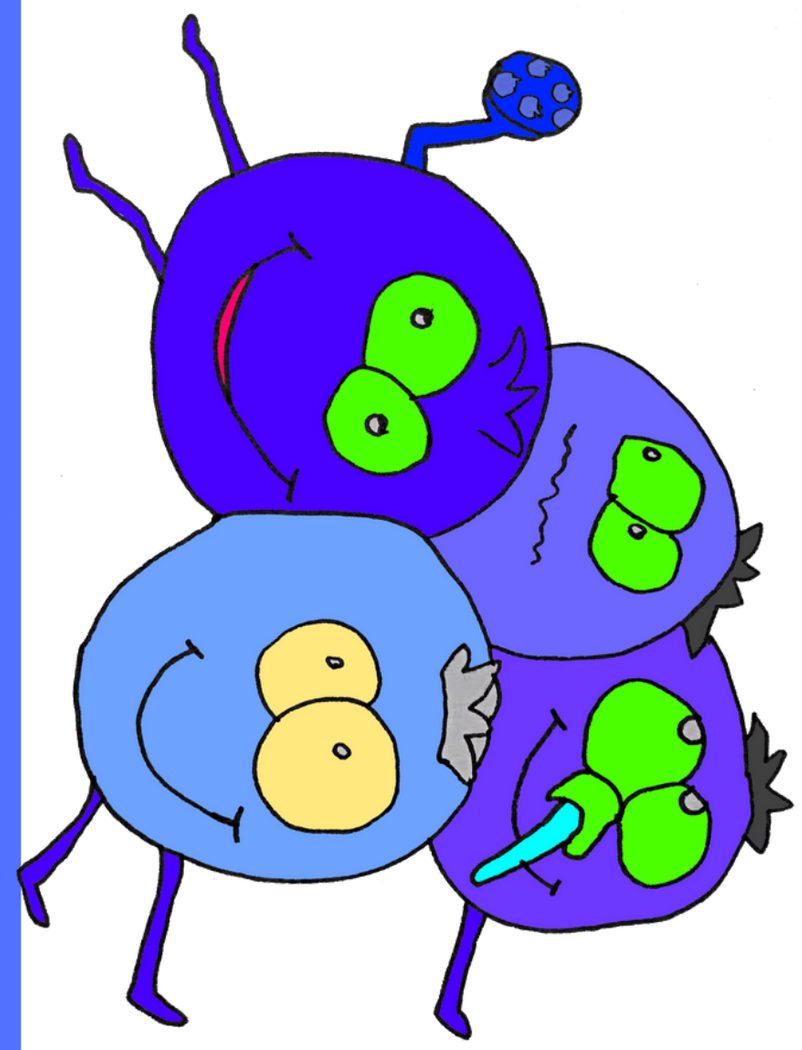

I have a fat cat on the map!

I am happy, not sad or mad!

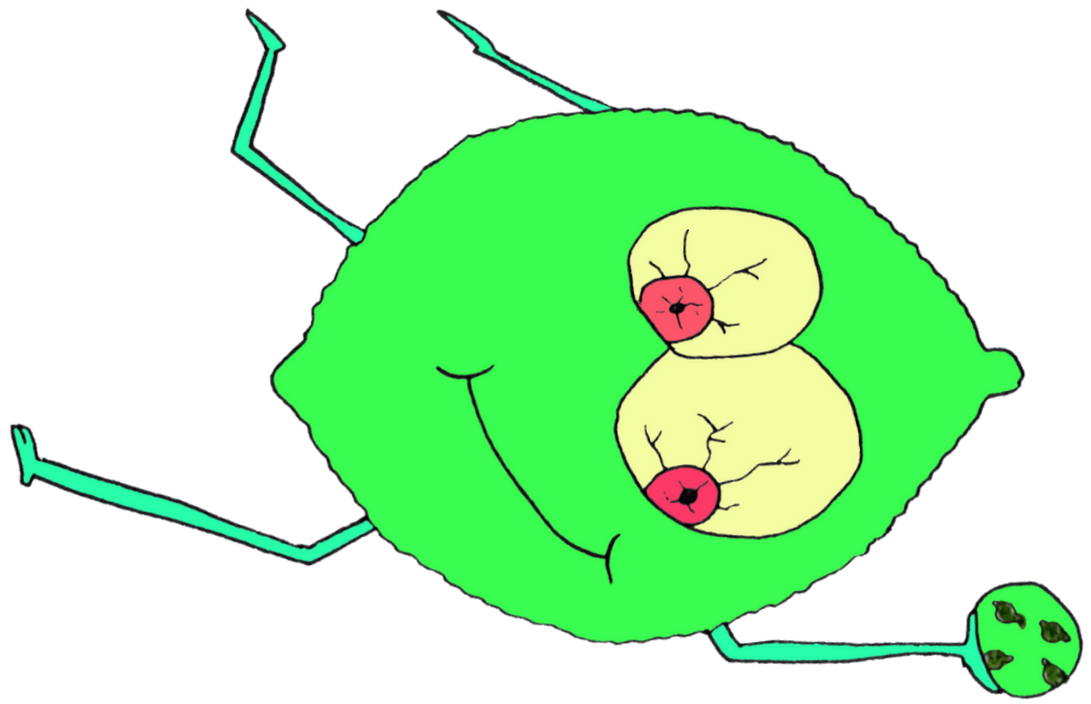

I am happy, not sad or mad!

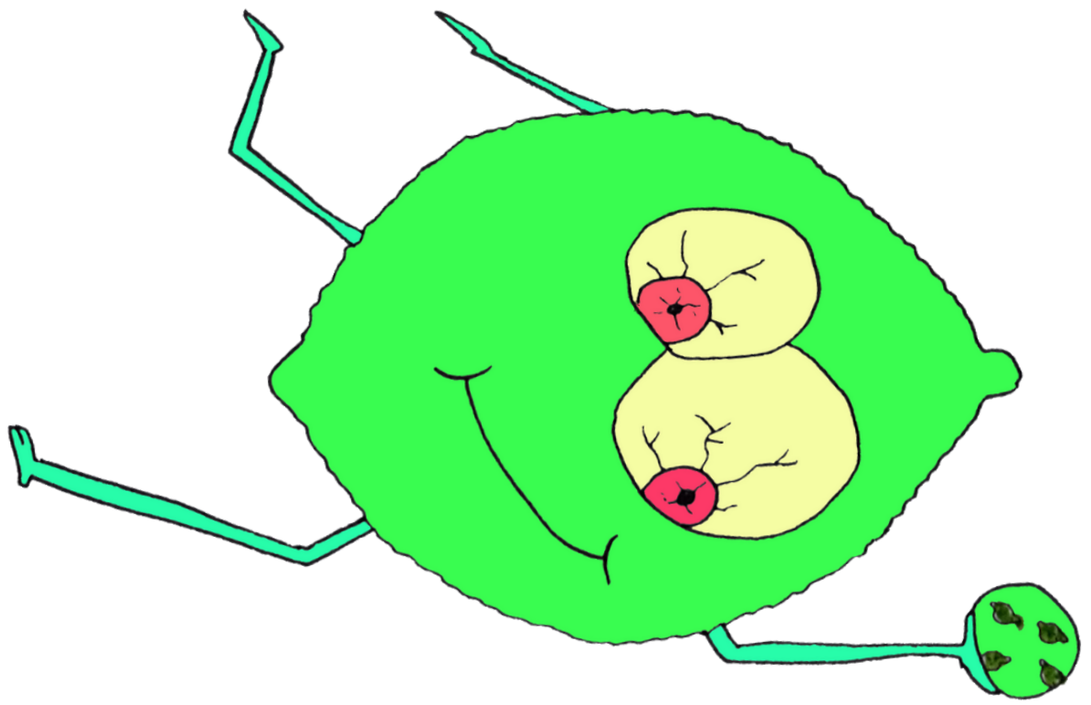

I had a bat and a bag of cash!

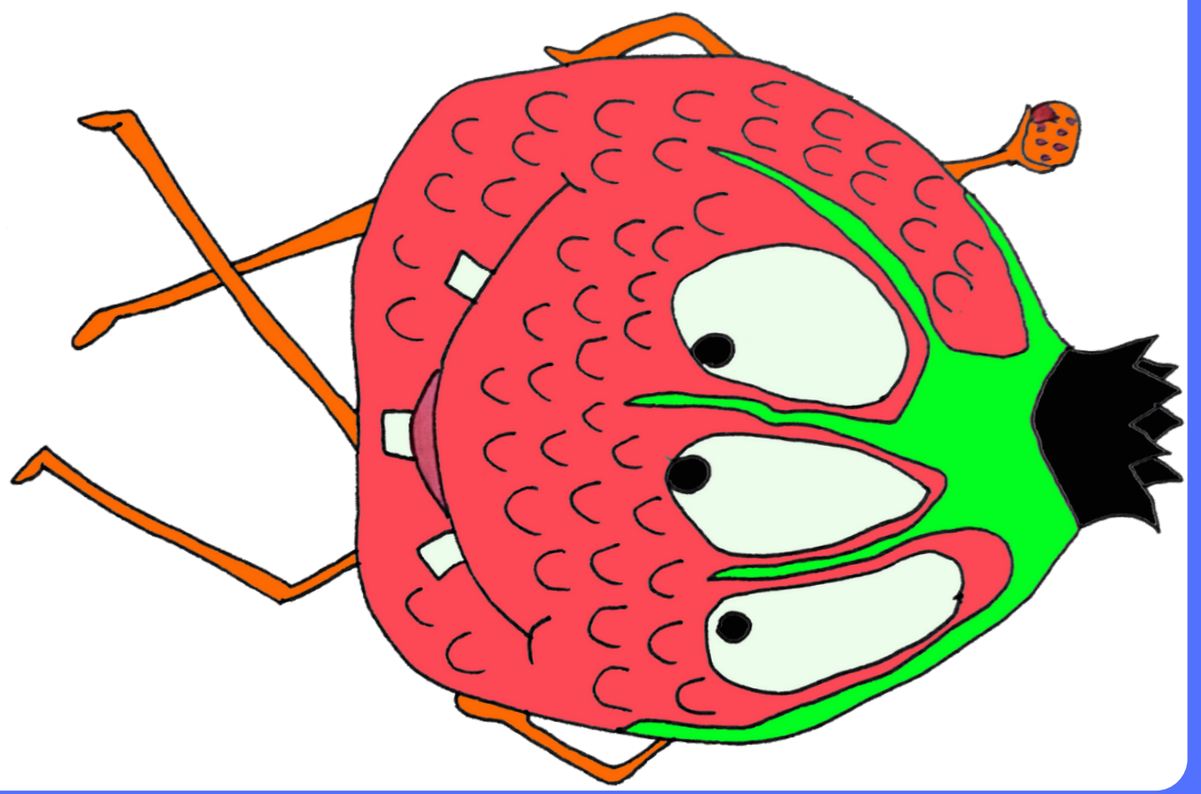

I am happy, not sad or mad!

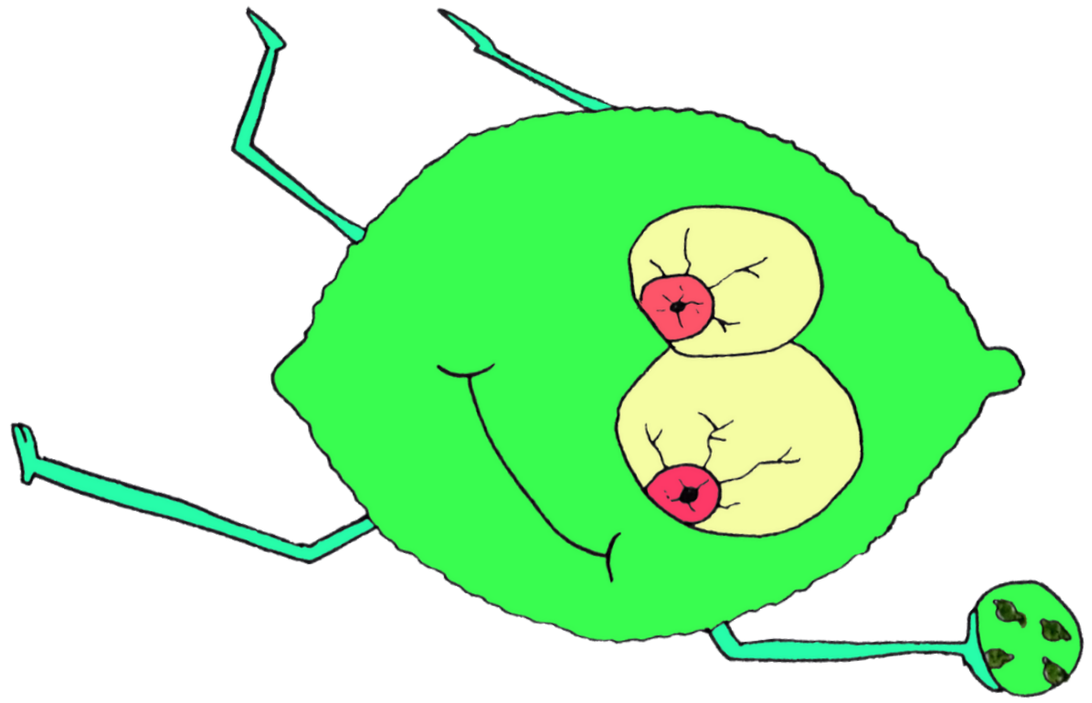

SAMOGŁOSKI KRÓTKIE

ʌ

Przykłady :

shut, come, much, luck, young, summer, study, month, son, won, but, run, blood, love, done, mother, brother, uncle, cousin, does, flood, bug, rug, dug, sun, country, one, colour, monkey, mother, Monday, onion, oven, flood, fun, butter, Sunday, lunch, up, us, monkey, truck,honey, discover

Pisownia:

O (s**o**n), U (cut), OU (c**ou**ntry), OE (d**oe**s), OO (bl**oo**d)

Napisy z kart, które ćwiczą ten dźwięk:

I'm unlucky in love!

My brother and mother don't study in the oven!

One bug in a rug is out of luck!

It's fun to study in the sun!

Does my brother eat onions in the oven?

My one son won one bug in a funny rug!

Let's discover the colour of summer!

One funny monkey eats onions with butter on Mondays!

Wyrazy sprawiające trudności:

Look!

love

z początku chyba wszystkie polskie dzieci zaczynają czytać ten z samogłoską „o". Jednak po angielsku ten dźwięk to właśnie **/lʌv/!**

come

Podobnie z tym wyrazem! Często środkowa samogłoska wymawiana jest jako polskie „o". Jednak po angielsku ten dźwięk to właśnie **/kʌm/**!

blood, flood, food

Niestety uczenie się, że podwójne „oo" czytamy w angielskim jak polskie „u", nie zawsze się sprawdza, aczkolwiek zdecydowanie ułatwia naukę z początku! „Blood" to **/blʌd/**, „flood" to **/flʌd/**, a „food" to **/fu:d/**!

Jak wywołać głoskę?

szczękowa winda na parter

Nie tak ciężko: udajemy, że nasza dolna **szczęka to winda**, która potrafi wozić tylko na parter, tj. **na dół**. Pozycja naturalna, tj. buzia się nie otwiera (np. jak w przypadku polskiego „a"), i powoli winda zjeżdża (szczęka na dół), mówiąc dźwięk **/ɜ:/** (/ʌ/ to jakby krótka wersja tego dźwięku!).

Filmy na youtube do oglądnięcia:

Proszę oglądnąć, w celu upewnienia się, że dźwięki są poprawnie wymawiane przez dzieci!

Pronunciation with Emma: How to Pronounce /ʌ/

https://www.youtube.com/watch?v=fCedFsRFTRM

English Language Club: The /ʌ/ Sound

https://www.youtube.com/watch?v=zUpF0pYoTZ8

English School Onlne: 4 things you MUST DO to learn ɑ: vs ʌ

https://www.youtube.com/watch?v=n__HtO28X8M&t=350s

One bug in a rug is out of luck!



My brother and mother don't study in the oven!



My brother and mother don't study in the oven!



One bug in a rug is out of luck!

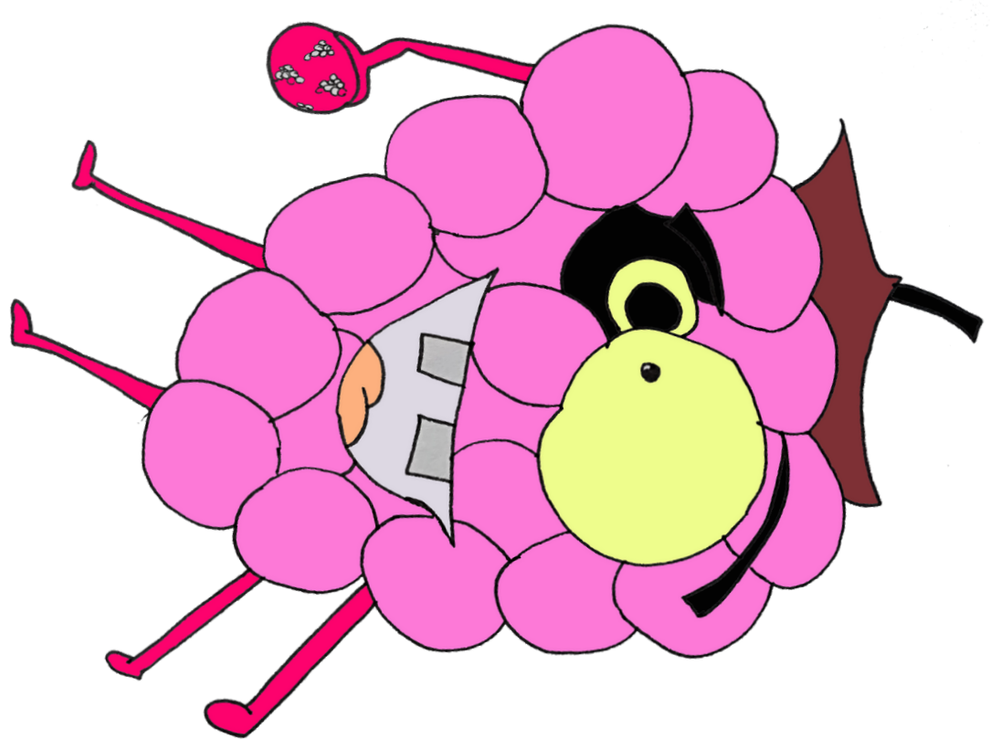

My brother and mother don't study in the oven!



My brother and mother don't study in the oven!





It's fun to study in the sun!



It's fun to study in the sun!

One bug in a rug is out of luck!



It's fun to study in the sun!



It's fun to study in the sun!



One bug in a rug is out of luck!



I'm unlucky in love!

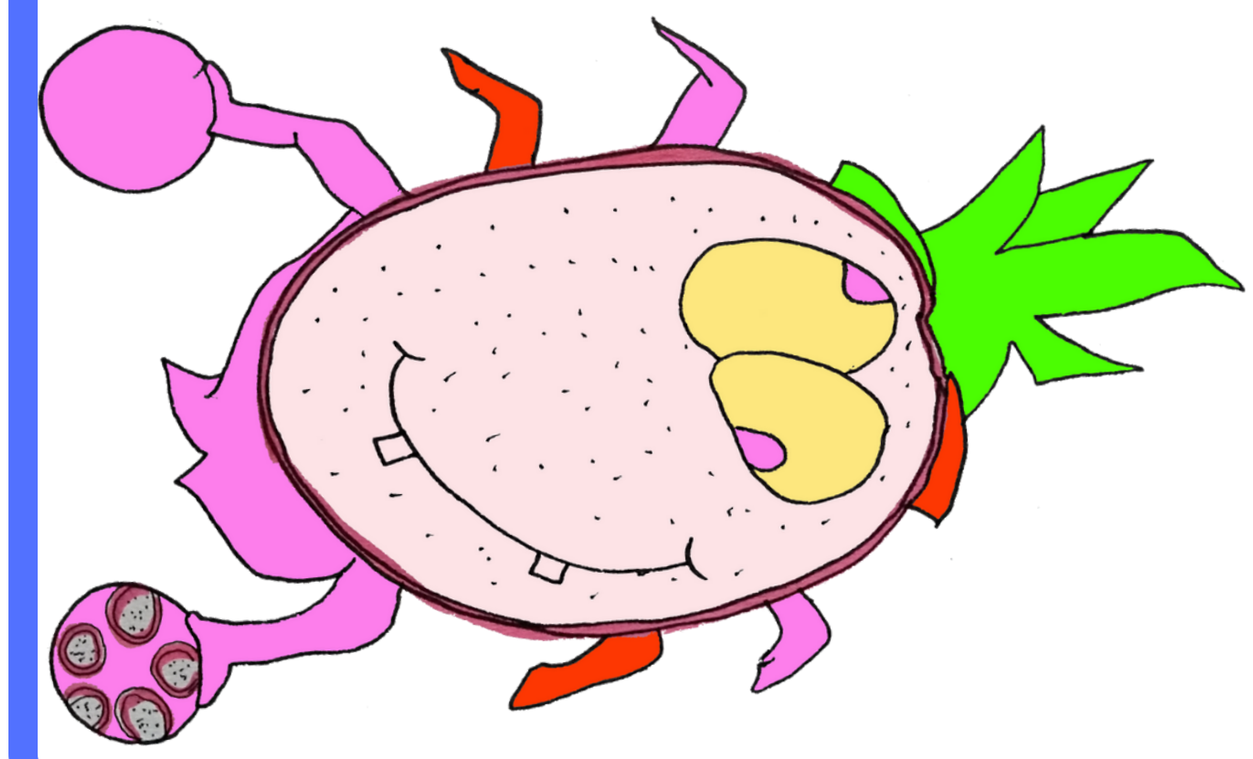

Does my brother eat onions in the oven?

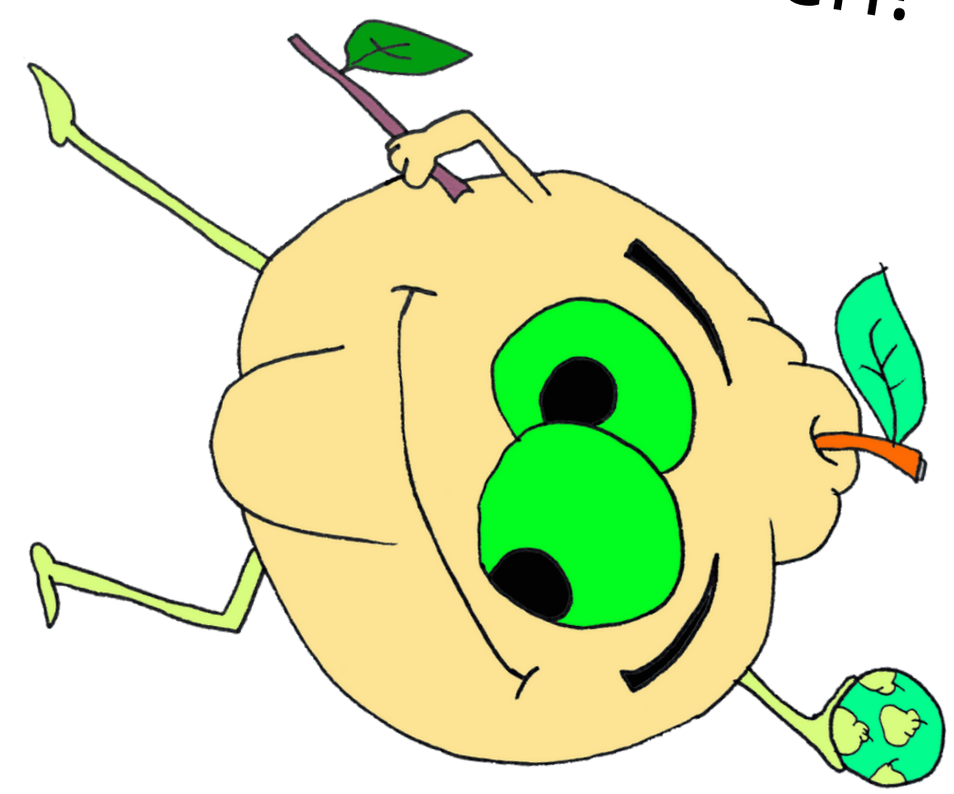

Does my brother eat onions in the oven?



I'm unlucky in love!



Does my brother eat onions in the oven?



Does my brother eat onions in the oven?

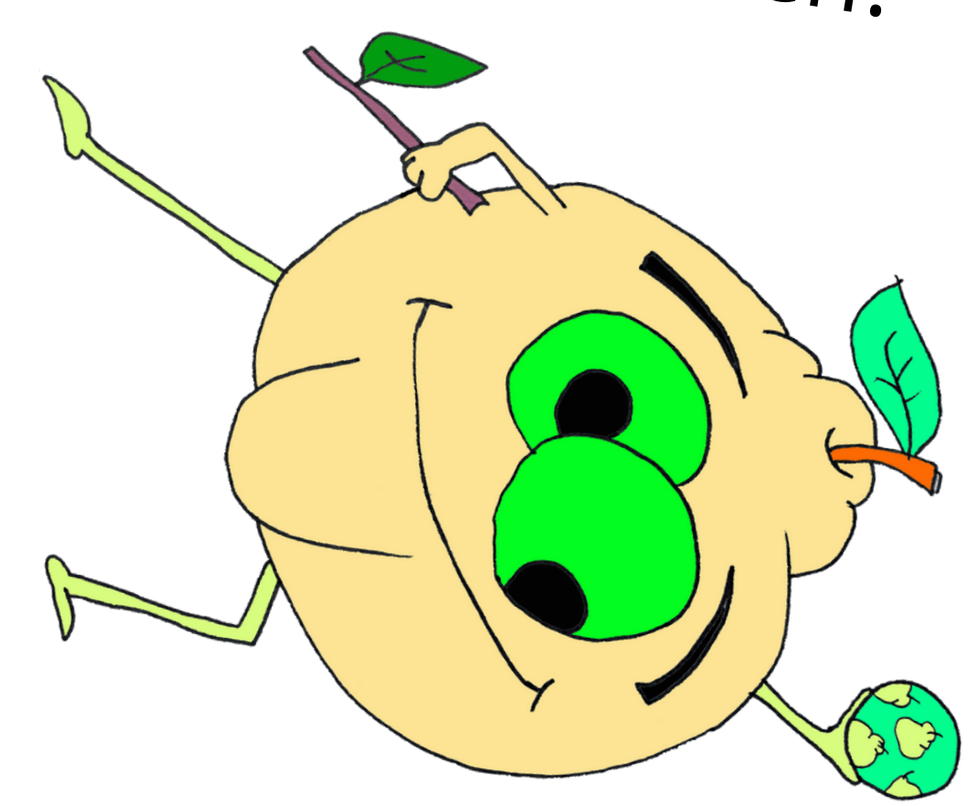

One funny monkey eats onions with butter on Mondays!



One funny monkey eats onions with butter on Mondays!

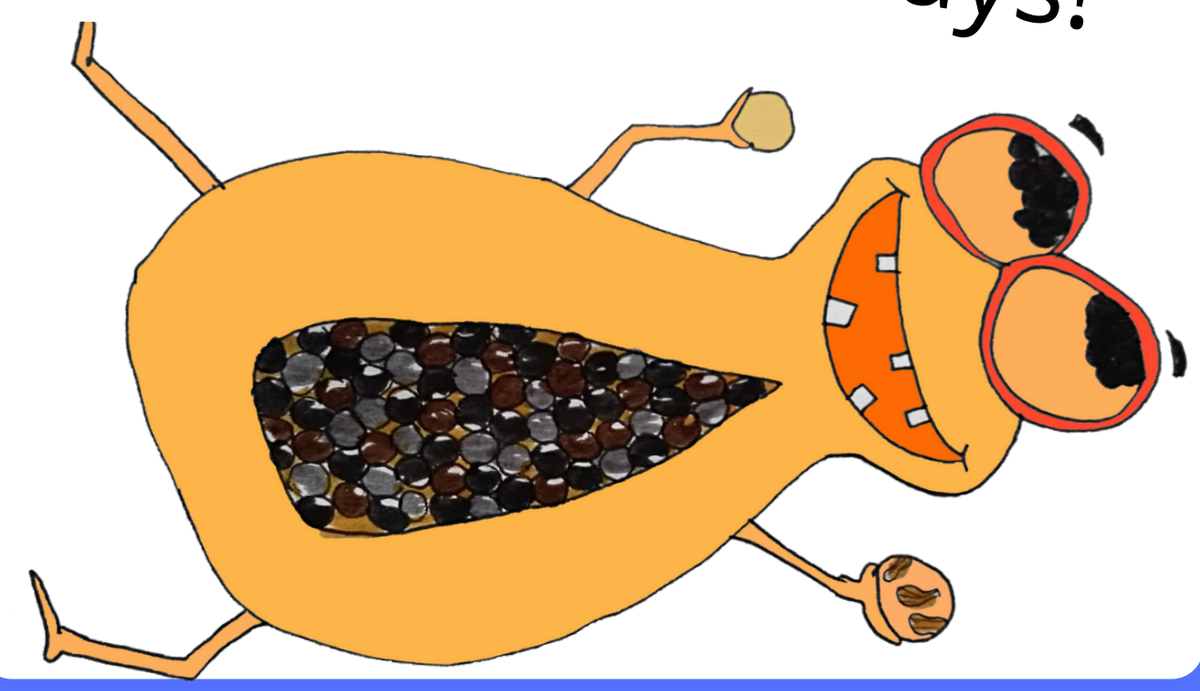

I'm unlucky in love!

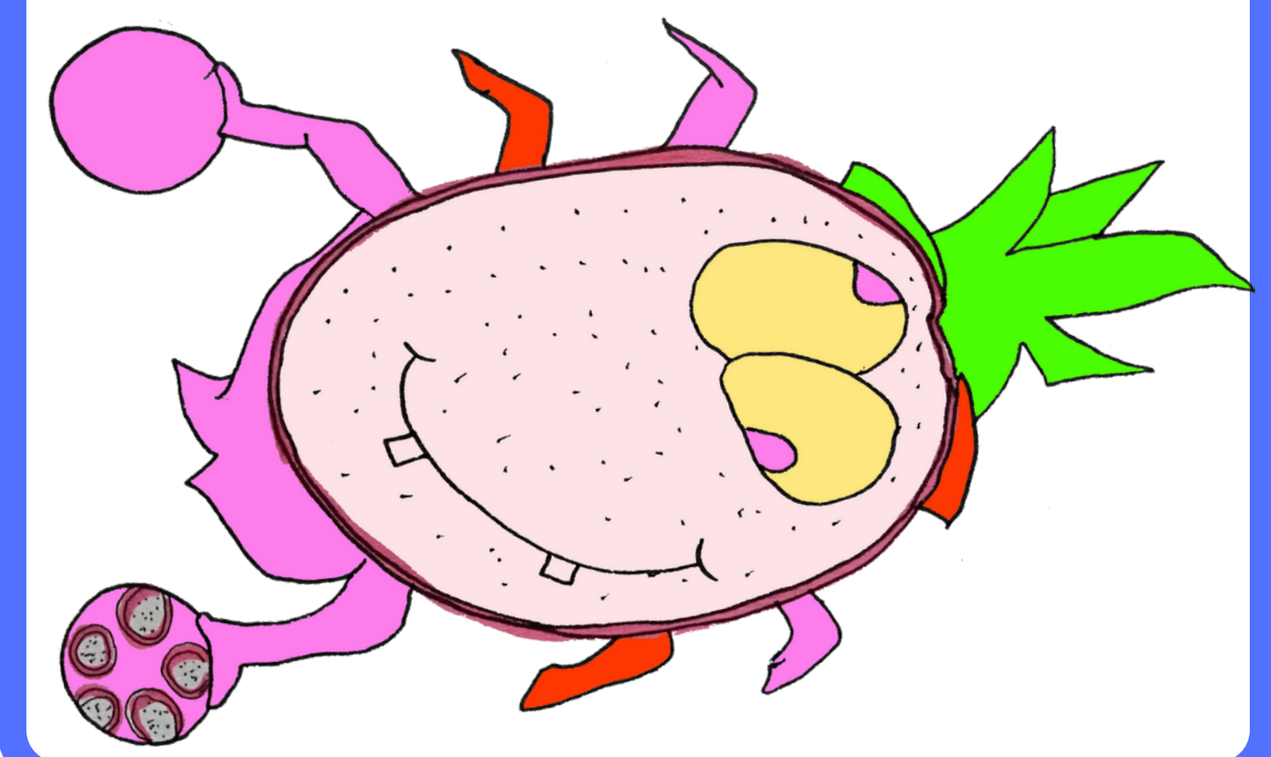

One funny monkey eats onions with butter on Mondays!



One funny monkey eats onions with butter on Mondays!



I'm unlucky in love!

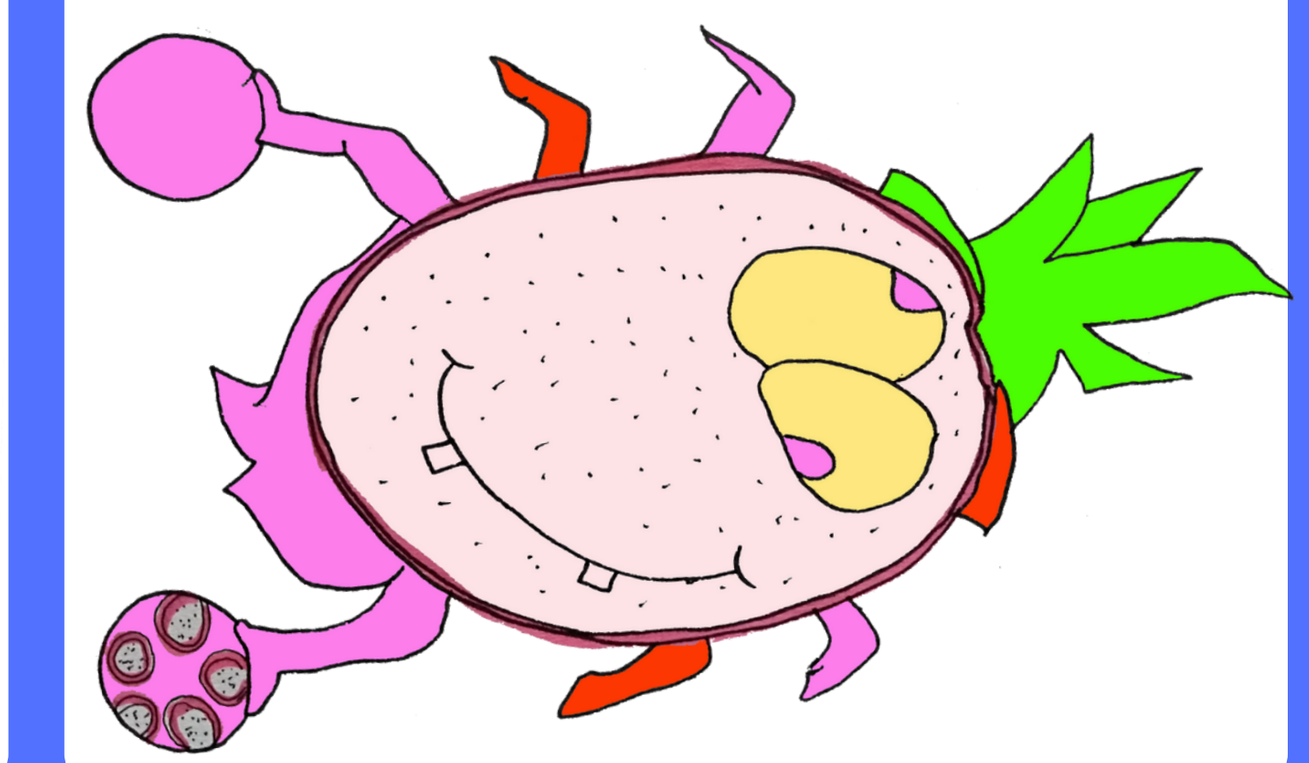

My one son won one bug in a funny rug!



My one son won one bug in a funny rug!



My one son won one bug in a funny rug!



My one son won one bug in a funny rug!



Let's discover the colour of summer!



Let's discover the colour of summer!



Let's discover the colour of summer!

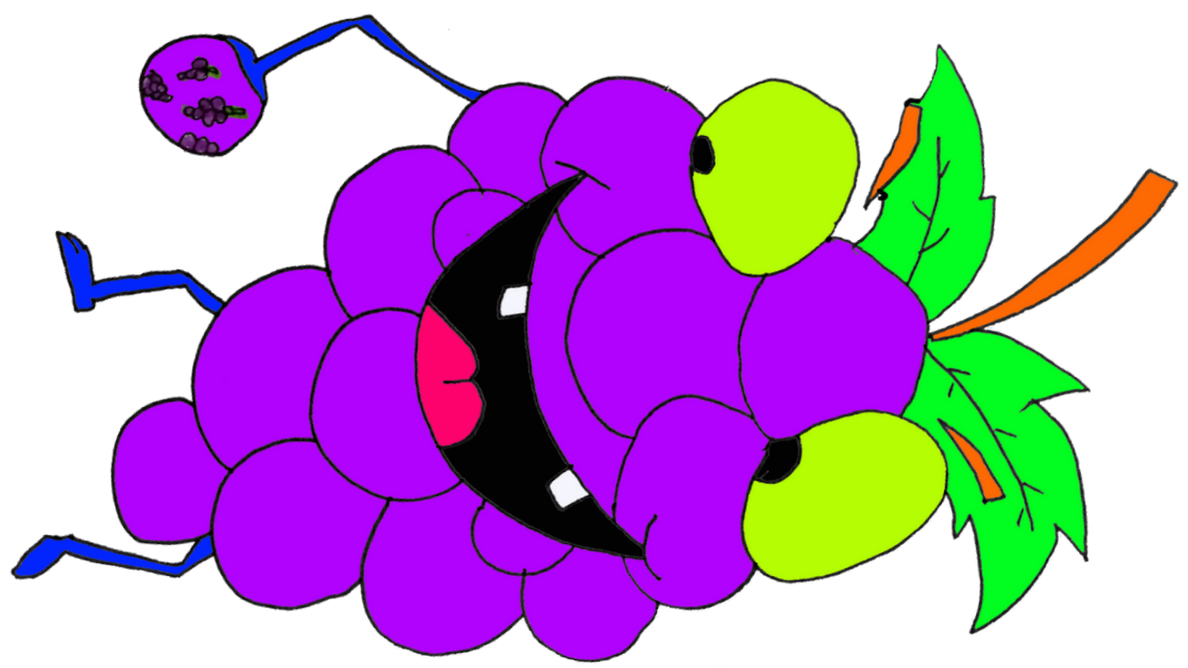

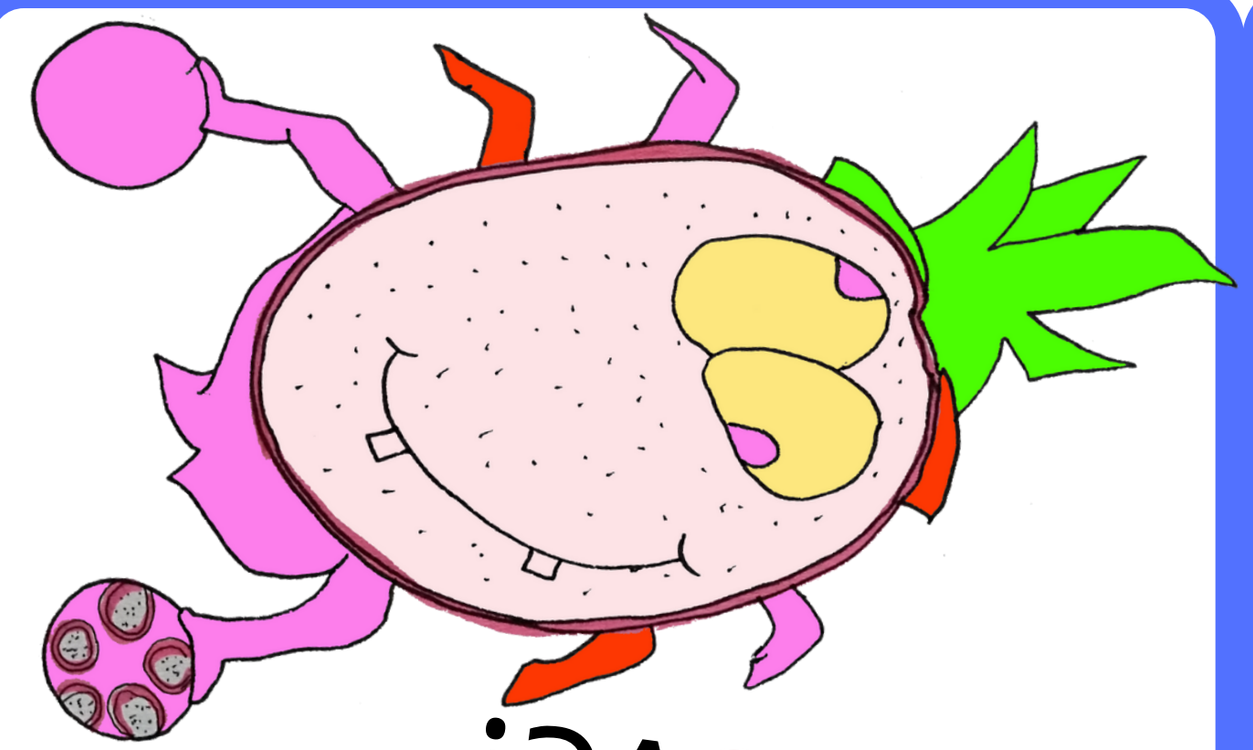

I'm unlucky in love!

One funny monkey eats onions with butter on Mondays!



Let's discover the colour of summer!

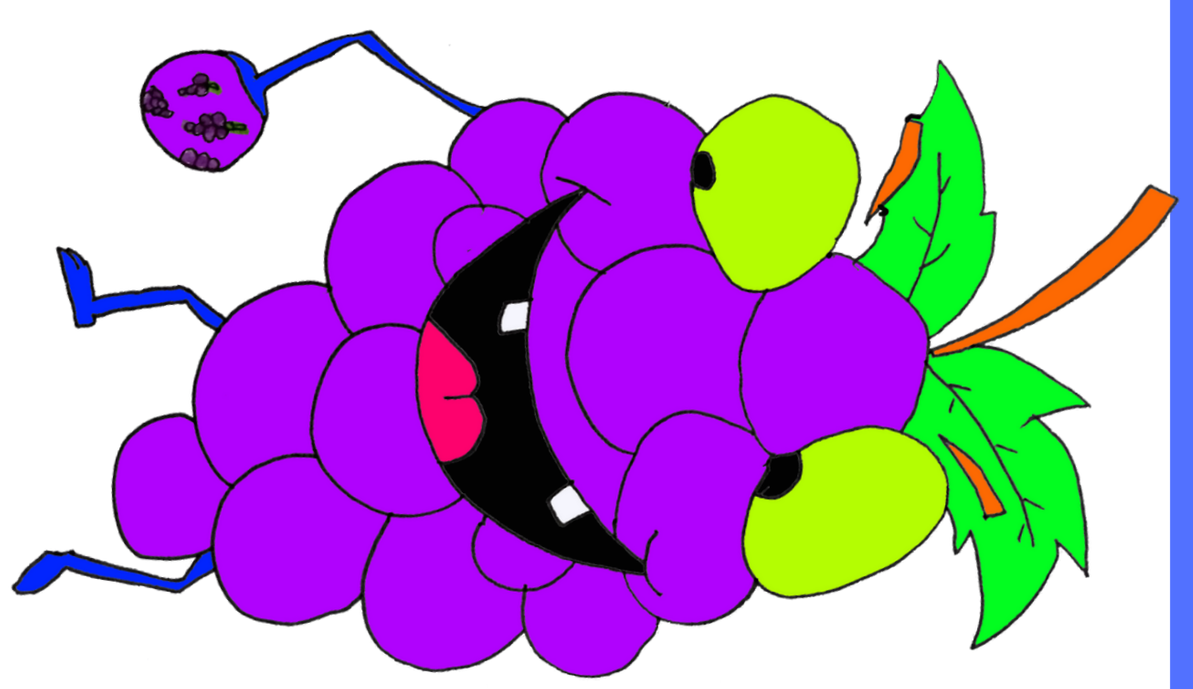

One bug in a rug is out of luck!



Let's discover the colour of summer!

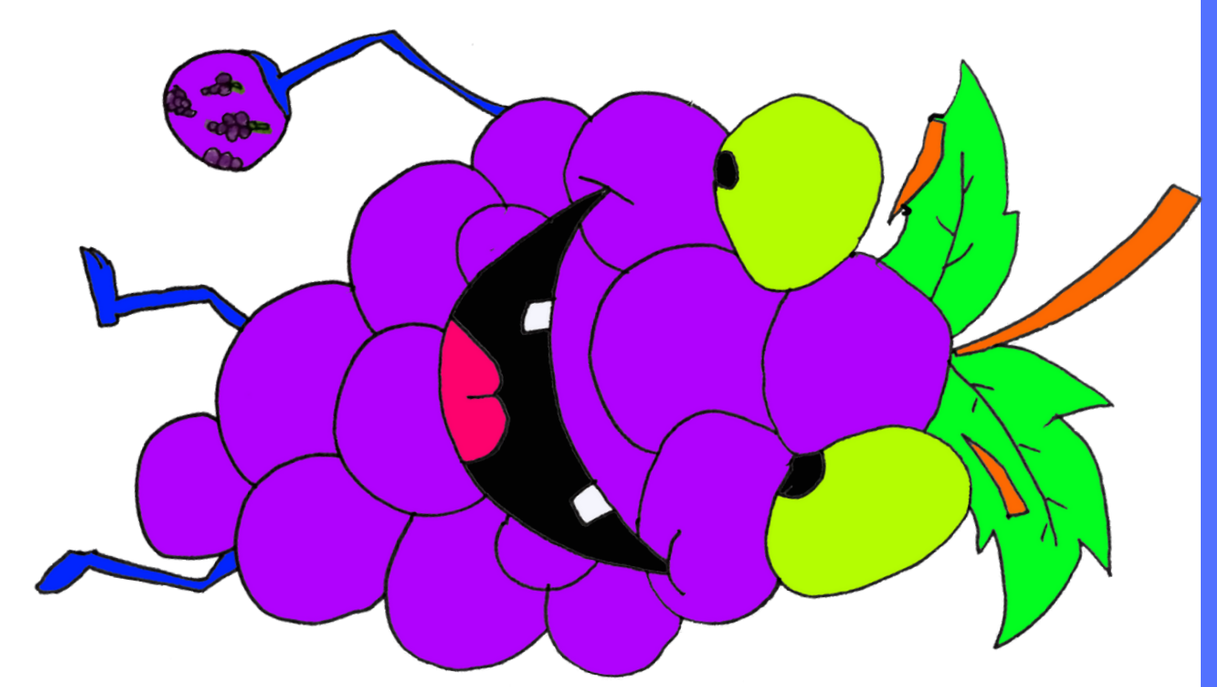

SAMOGŁOSKI KRÓTKIE

DICE
Centrum Nauki Angielskiego

ʊ

Przykłady :

full, look, pull, wolf, good, would, foot, put, book, cook, wood, sugar, butcher, cushion, good, wool, woman, could, should, pudding, stood, took, couldn't, wouldn't, hook, bull, bush, push, hood, to, nook

Pisownia:

U(put), OO(good)
O (woman), OU (could)

Look!

Wyrazy sprawiające trudności:

fool, full

W wyrazie „f**oo**l" /f**u:**l/ występuje samogłoska długa /u:/, a „f**u**ll" /f**ʊ**l/ zawiera krótką samogłoskę!

pull, pool

Podobnie będzie tutaj! W wyrazie „p**oo**l" /p**u:**l/ występuje samogłoska długa /u:/, a „p**u**ll" /p**ʊ**l/ zawiera krótką samogłoskę!

foot, food

Stopa jest krótka, jedzenie jest długie!
W wyrazie „f**oo**d" /f**u:**d/ występuje samogłoska długa /u:/, a „f**oo**t" /f**ʊ**t/ zawiera krótką samogłoskę! Jak widzicie, podwójne „oo" nie oznacza, że dźwięk jest długi!

Jak mam rozpoznać, gdzie dźwięk krótki, a gdzie długi?

Niestety, nie ma sprawdzonej reguły (takiej, która będzie **zawsze** prawdziwa). Słówka należy sprawdzić w słowniku onlnie!

Napisy z kart, które ćwiczą ten dźwięk:

Look! A cook book in the nook! Let's have a look!
Who put my foot on the cook book?
I couldn't put the sugar on the cushion!
Good woman! Don't cook the wolf over the wood!
The butcher wouldn't pull the bull and cook his hood!

I took the hook and stood as long as I could!

I wish I could cook a cook book !

Jak wywołać głoskę?

książkowe gapiory

Tutaj proponuję zabawę w „książkowe gapiory", która polega na tym, że dzieciom pokazuję książkę i uczą się wierszyka „***u-u**, l**oo**k, a b**oo**k, **u-u**, let's have a l**oo**k!*" Dźwięk, jaki chcemy uzyskać, jest krótką wersją /u:/ (dzieci już powinny znać)! W przypadku „ʊ" usta są delikatnie zaokrąglone, nie napięte i okrągłe jak wymawiając /u:/

Filmy na youtube do oglądnięcia:

Proszę oglądnąć, w celu upewnienia się, że dźwięki są poprawnie wymawiane przez dzieci!

Pronunciation with Emma: The /ʊ/ Sound (look, foot, put)
https://www.youtube.com/watch?v=k5s8kXGw5SM

English Language Club: The /ʊ/ sound
https://www.youtube.com/watch?v=5lOF-zRg8x0

English School Onlne: Simple Explanation: /uː/ Sound vs /ʊ/
https://www.youtube.com/watch?v=elJQ2Cm27rQ

Look! A cook book in the nook! Let's have a look!



Look! A cook book in the nook! Let's have a look!



Look! A cook book in the nook! Let's have a look!



Look! A cook book in the nook! Let's have a look!



Who put my foot on the cook book?



Who put my foot on the cook book?



Who put my foot on the cook book?



Who put my foot on the cook book?



I couldn't put the sugar on the cushion!



I couldn't put the sugar on the cushion!



I couldn't put the sugar on the cushion!



I couldn't put the sugar on the cushion!



Good woman! Don't cook the wolf over the wood!



Good woman! Don't cook the wolf over the wood!



Good woman! Don't cook the wolf over the wood!



Good woman! Don't cook the wolf over the wood!



The butcher wouldn't pull the bull and cook his hood!



The butcher wouldn't pull the bull and cook his hood!



The butcher wouldn't pull the bull and cook his hood!



I took the hook and stood as long as I could!



I took the hook and stood as long as I could!



The butcher wouldn't pull the bull and cook his hood!



I took the hook and stood as long as I could!



I took the hook and stood as long as I could!



I wish I could cook a cook book!



I wish I could cook a cook book!



I wish I could cook a cook book!



I wish I could cook a cook book!



Good woman! Don't cook the wolf over the wood!



I couldn't put the sugar on the cushion!



SAMOGŁOSKI KRÓTKIE

DICE
Centrum Nauki Angielskiego

ə

schwa

Przykłady :

worker, banana, government, today, Japan, balloon, computer, control, gorilla, continue, consider, machine, suggest, support, together, protect, certainly, concentrate, salad, mountain, musician, pupil, colour, various, famous, reason, London, person, listen, often, soften, action, teacher, under, offer, brother, sister, water, daughter, weather, father, dollar, popular, regular, future, nature, picture, behaviour, humour, neighbour, author, professor, minor, doctor, editor, dangerous, breakfast, carrot, quiet, pilot, octopus

Look!

Ciekawostki!

Jest to najczęstsza samogłoska w języku angielskim!

W jednym wyrazie może być **kilka** /ə/!

Dźwięk /ə/ występuje tylko w sylabach **nieakcentowanych**!

Pisownia:

Praktycznie **każda** samogłoska lub sylaba może być skrócona do dźwięku /ə/!

Najczęstsze przykłady:

Na początku wyrazu:

o- (oblige)
a- (about)

Na środku wyrazu:

-ou- (famous)
-e- (gentelmen)
-i- (possible)
-u- (suppose)
-a- (cabbage)
-o- (police)

Na końcu wyrazu:

- or (doctor)
-our (colour)
-er (mother)
-ar (sugar)
-ure (figure)
-er (under)

SAMOGŁOSKI KRÓTKIE

DICE
Centrum Nauki Angielskiego

ə

Dźwięk /ə/ występuje tylko w sylabach nieakcentowanych!

Tam, gdzie jest akcent, nie ma dźwięku /ə/, a tam, gdzie jest akcent, **często** występuje samogłoska **długa**.
Kolejna samogłoska (nieakcentowana) w wyrazie zazwyczaj będzie skracana do dźwięku /ə/!
Np. banana (—X —)
computer (— X—)
doctor (X—)
suppose (—X)
X = sylaba akcentowana
— = sylaba nieakcentowana, zweirająca /ə/

Napisy z kart, które ćwiczą ten dźwięk:

Listen to your sister, brother! I hope you love each other!
How's the weather? Look at this feather!
I can't control my neighbour's behaviour!
What's the reason for your treason, octopus?
Let's support this quiet gorilla and concentrate on the bananas!
The balloons are under the teacher, I'm afraid I won't reach them!
I consume this banana broom whenever I am in my room!
Let's picture the colour of the nature in the future!

Leniwa wyliczanka

Jak wywołać głoskę?

Najlepiej po prostu nic nie robić! Buzia jest całkowicie **zrelaksowana**, usta nie są zaokrąglone, język spoczywa neutralnie! Wystarczy lekko otworzyć buzię na krótko! Jeżeli wydłużymy ten dźwięk, powstanie /ɜː/. Wyliczanka do pokazania i nauczenia:
„A nose, a finger, a leg, oh no, there's a splinter in my leg!"

Filmy na youtube do oglądnięcia:

Proszę oglądnąć, w celu upewnienia się, że dźwięki są poprawnie wymawiane przez dzieci

Pronunciation with Emma: HOW to PRONOUNCE the SCHWA /ə/
https://www.youtube.com/watch?v=ubAeYNeQUiA&t=9s

English Language Club: The /ə/ Sound
https://www.youtube.com/watch?v=RVvn6204I_Y

English School Online: Surprisingly Easy Exercise to learn /ə/ Vs /ʌ/
https://www.youtube.com/watch?v=1UCRonoyFpw

Listen to your sister, brother! I hope you love each other!



Listen to your sister, brother! I hope you love each other!



How's the weather? Look at this feather!



How's the weather? Look at this feather!



How's the weather? Look at this feather!



How's the weather? Look at this feather!



Listen to your sister, brother! I hope you love each other!



Listen to your sister, brother! I hope you love each other!



I can't control my neighbour's behaviour!



I can't control my neighbour's behaviour!

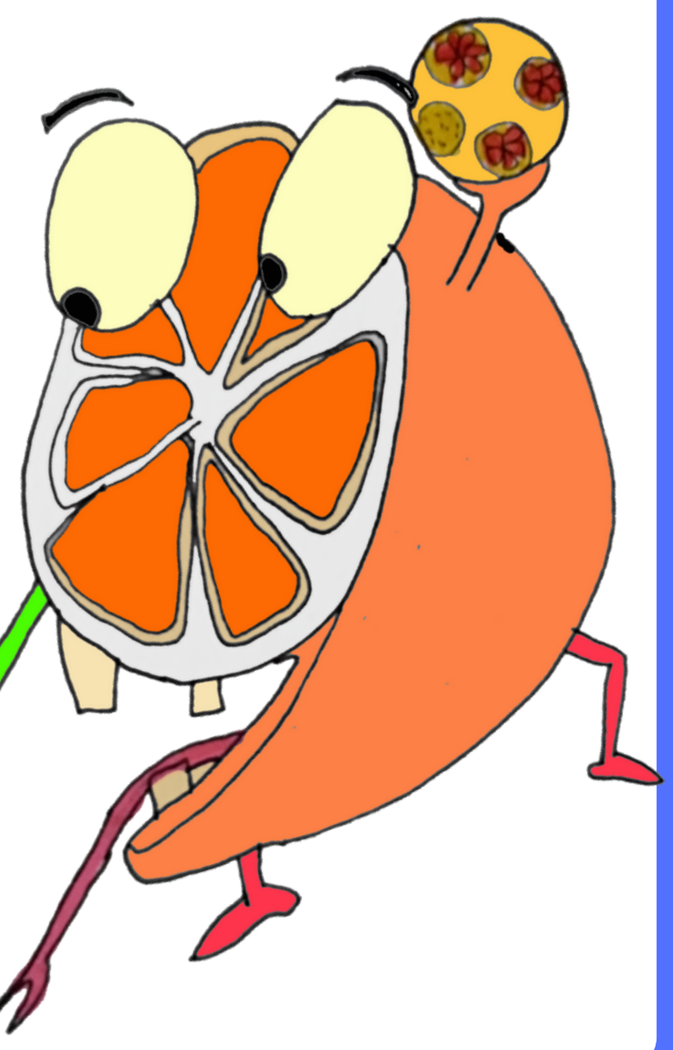

I can't control my neighbour's behaviour!



I can't control my neighbour's behaviour!

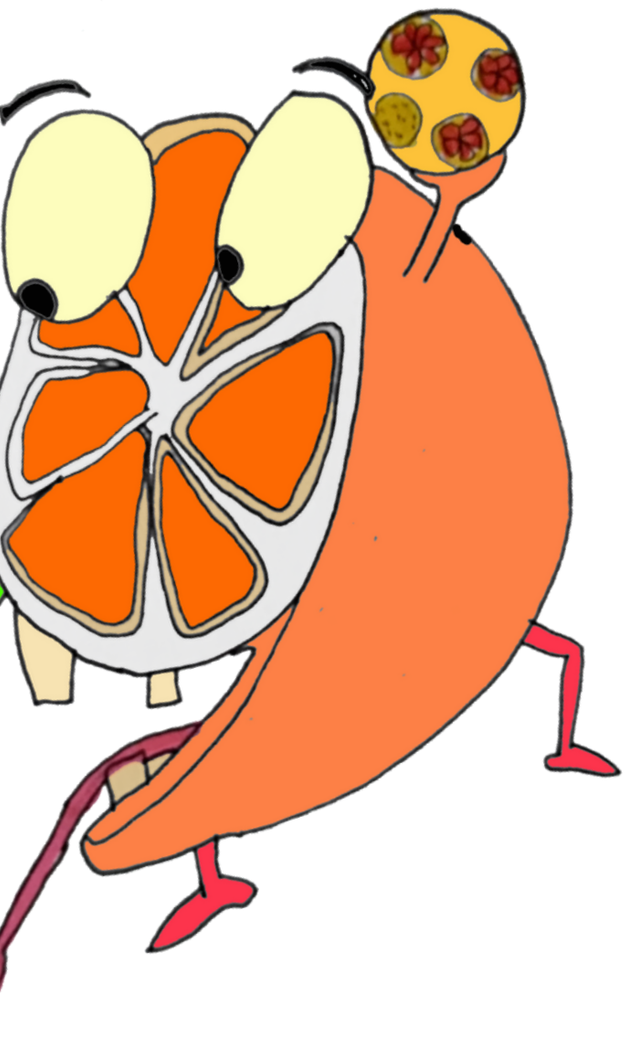

Let's support this quiet gorilla and concentrate on the bananas!



What's the reason for your treason, octopus?

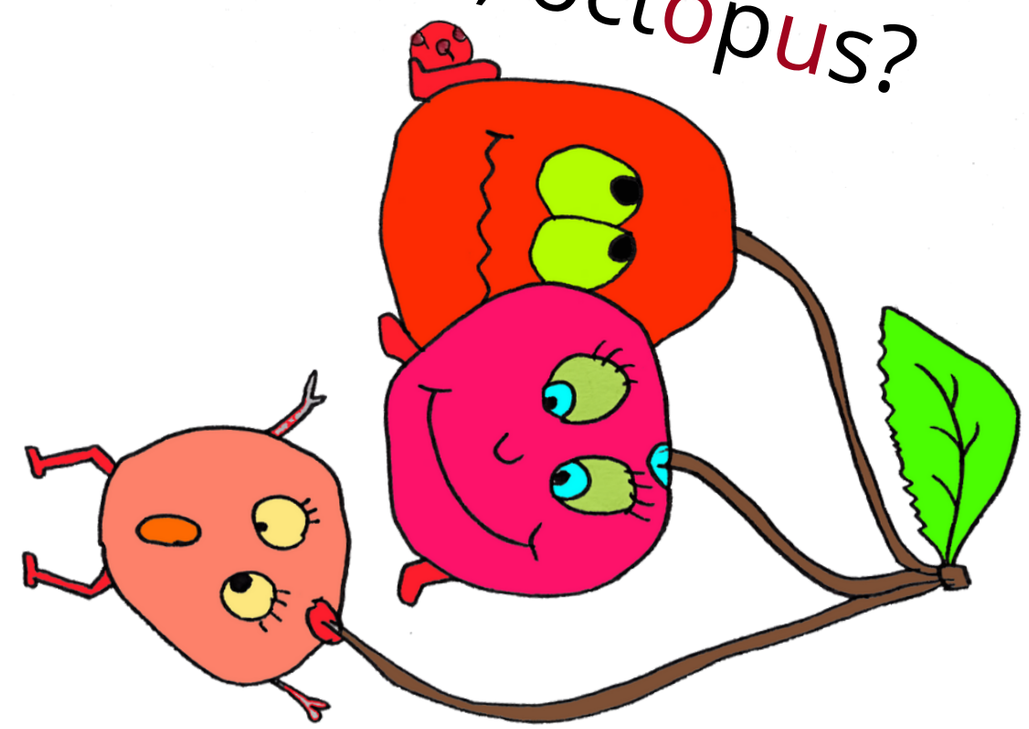

What's the reason for your treason, octopus?

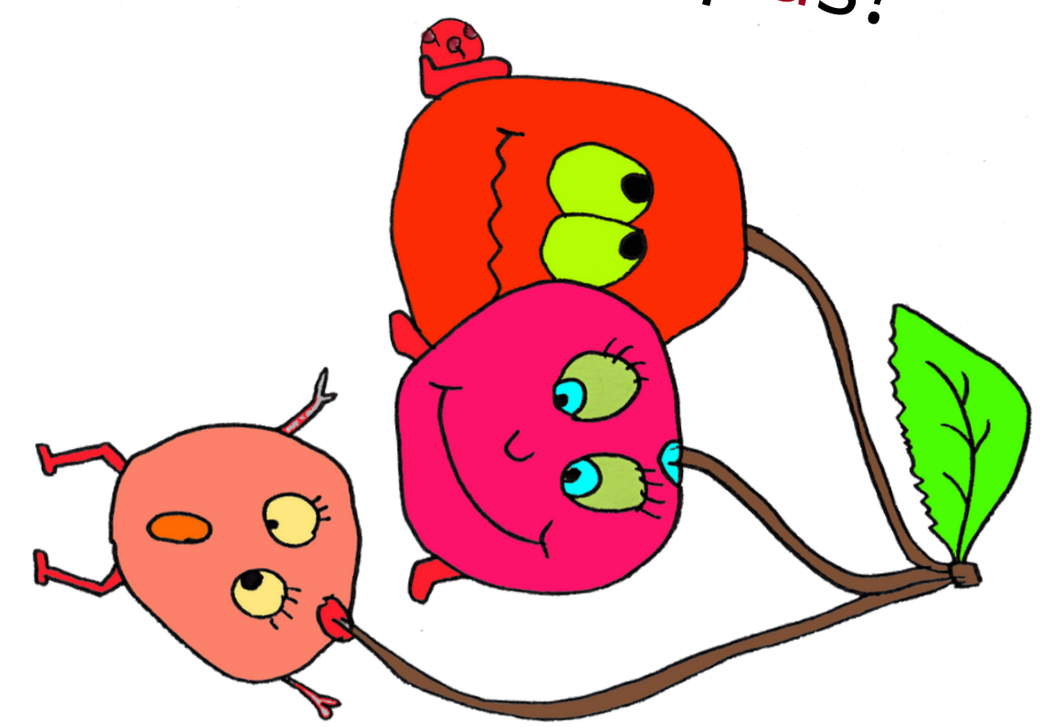

Let's support this quiet gorilla and concentrate on the bananas!

What's the reason for your treason, octopus?

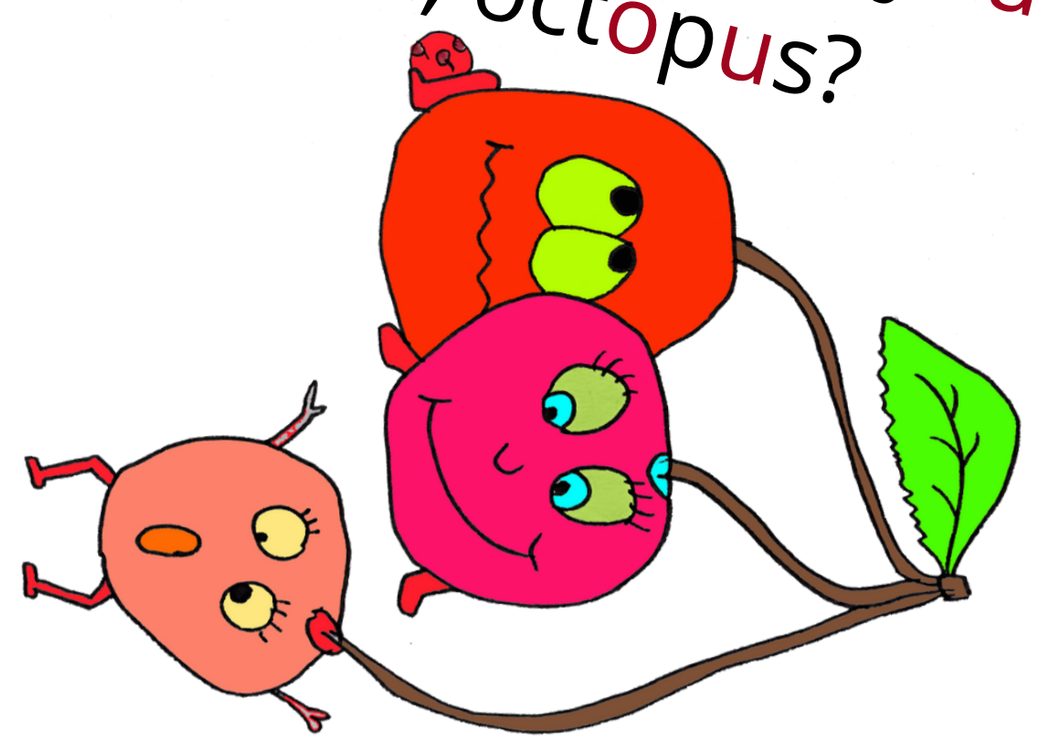

What's the reason for your treason, octopus?

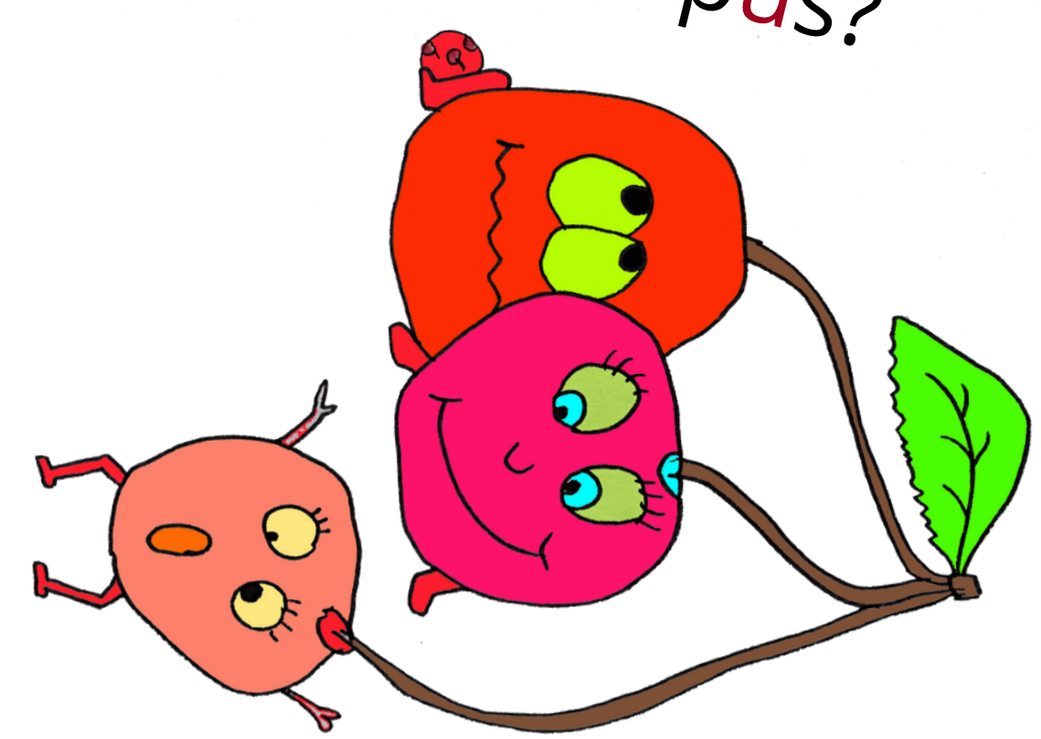

Let's support this quiet gorilla and concentrate on the bananas!

Let's support this quiet gorilla and concentrate on the bananas!



The balloons are under the teacher, I'm afraid I won't reach them!



The balloons are under the teacher, I'm afraid I won't reach them!



The balloons are under the teacher, I'm afraid I won't reach them!



The balloons are under the teacher, I'm afraid I won't reach them!



I consume this banana broom whenever I am in my room!



I consume this banana broom whenever I am in my room!



I consume this banana broom whenever I am in my room!



I consume this banana broom whenever I am in my room!

Let's picture the colour of the nature in the future!

Let's picture the colour of the nature in the future!

Let's picture the colour of the nature in the future!

Let's picture the colour of the nature in the future!

Let's support this quiet gorilla and concentrate on the bananas!



What's the reason for your treason, octopus?



I consume this banana broom whenever I am in my room!



Let's picture the colour of the nature in the future!

Spodobała Ci się ta seria?

Zapoznaj się z innymi moimi e-bookami!

Jak się przygotować do pisania na egzaminie ósmoklasisty?

Czytaj opowieść i ćwicz słowotwórstwo!

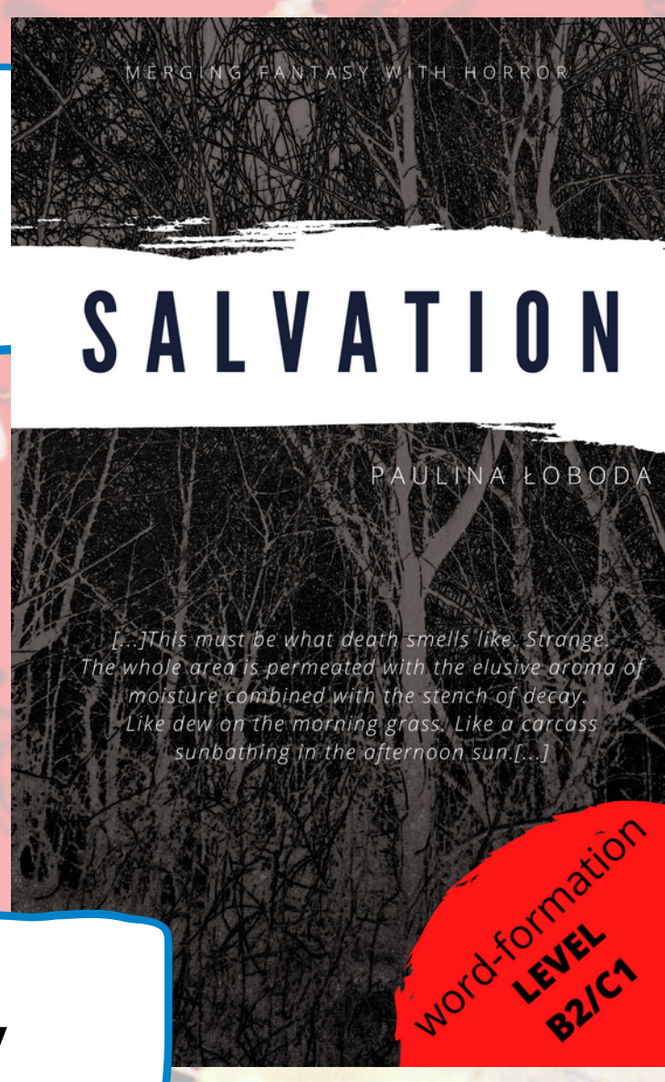

A może komiks ćwiczący angielskie samogłoski?

Bądź na bieżąco!
Zapraszam na moją stronę:
www.angielski-dice.pl
Dział: OFERTA WYDAWNICZA

Paulina Łoboda